

## One and Five-Years-Out Survey of Graduates

### Class of 2012 and Class of 2016 Graduates

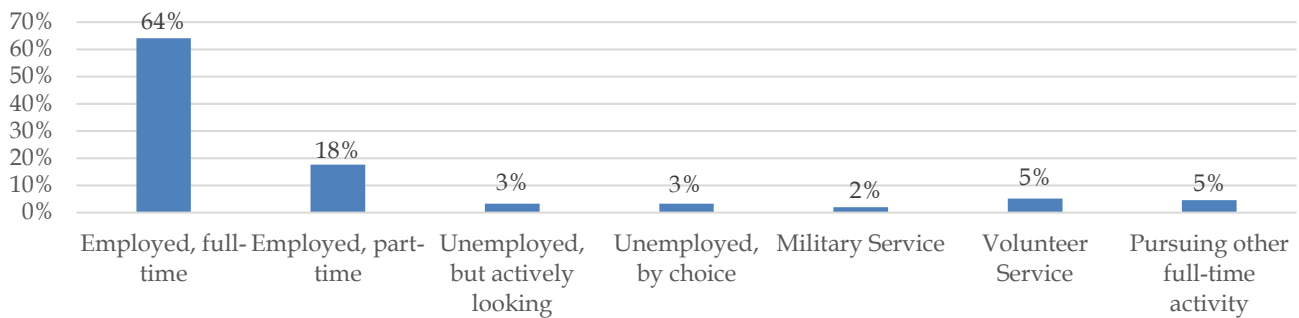
### Overall Executive Summary

In the spring of 2017, Saint Mary's College administered a survey to alumnae who had graduated the previous year (Class of 2016) and five-years prior (Class of 2012). These alumnae were first sent an invitation to participate in the online version of this survey. A print mailing was then sent to those alumnae without email addresses and / or those who did not respond to the initial email survey. Of the 316 Class of 2016 graduates surveyed, 166 responded for a response rate of 51.3%. Of the 364 total Class of 2012 graduates surveyed, 197 surveys were completed for a response rate of 54.1%. The goal of these annual employment surveys is to better understand the outcomes of our graduates.

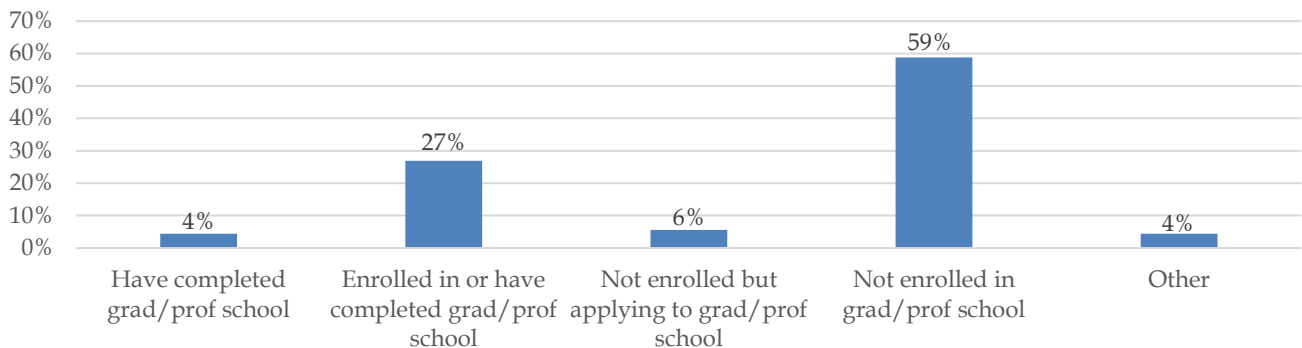
### Employment and Graduate School Attendance

#### Current Status of the Class of 2016 (One-Year-Out)

##### Employment

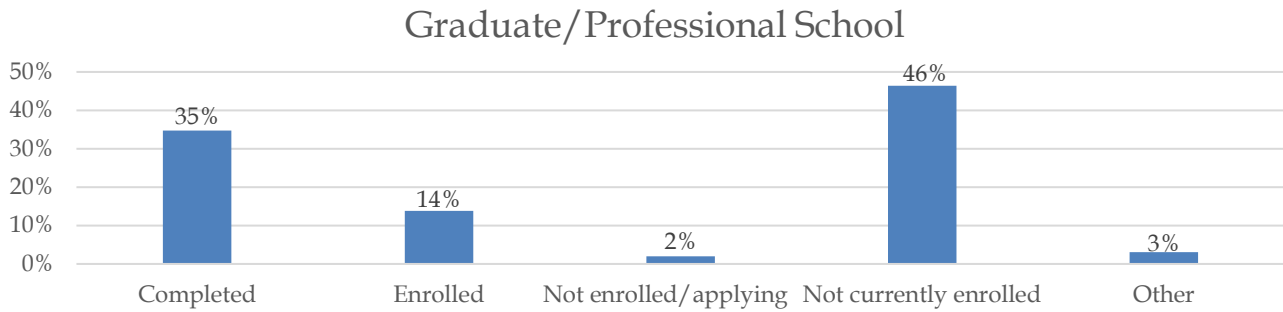
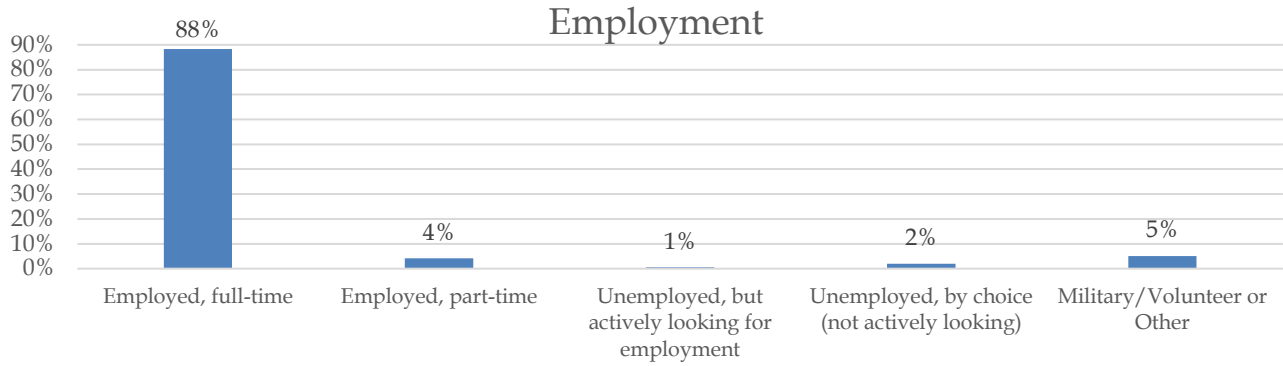


##### Professional or Graduate School



- One-year out 91% of 2016 graduates reported being employed full-time, enrolled in graduate/ professional school, serving in the military or some form of volunteer service.
- 16% of graduates one-year out reported being employed full-time or part-time, **AND enrolled in graduate/professional school.**

## Current Status of the Class of 2011 Graduates (Five-Years-Out)



- Five-years out, 96% of 2011 graduates are either working full-time, enrolled in or have completed graduate/professional school, serving the military or involved in volunteer service.
- 10% of 2012 graduates are currently enrolled in graduate or professional school **while being employed** either part-time or full-time.
- 49% of 2012 graduates have **completed or are currently enrolled** in graduate/professional school.
- 33% of graduates are currently employed **AND have completed graduate or professional school**. While another 9.8% are currently employed AND are currently enrolled in graduate or professional school.

### Percentage of Graduates Currently Employed

	Class of 2016 Graduates	Class of 2012 Graduates
Employed, full-time	64.1%	88.3%
Employed, part-time	17.6%	4.1%

- *Graduates five-years out are more likely to be employed full-time largely due to the prevalence of students one year out currently enrolled in graduate/professional school also holding part-time jobs.*

### Top Fields of Employment:

	Class of 2012 Graduates	Class of 2016 Graduates
Health/Medical Services	30.9%	29.3%
Business/Industry	17.1%	22.8%
Education	20.4%	16.3%

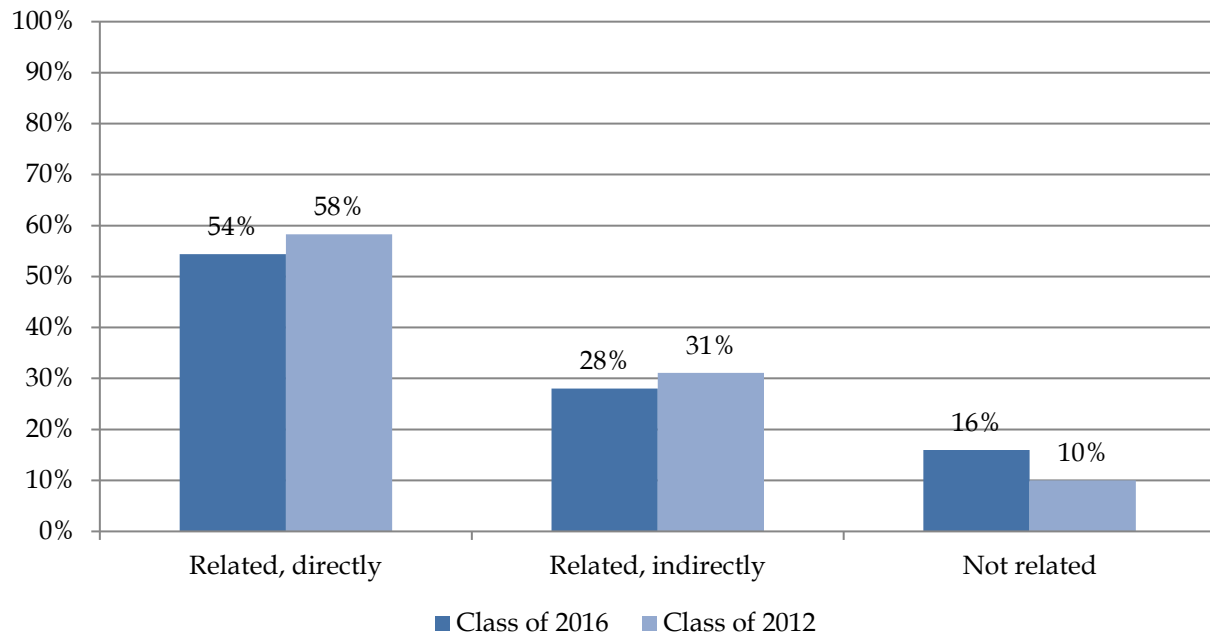
### Self-Reported Salary Range of Current Full-Time Job:

	Class of 2012 Graduates	Class of 2016 Graduates
Below \$29,999	6.7%	21.5%
\$30,000-\$39,999	12.7%	21.5%
\$40,000-\$49,999	20.0%	19.3%
\$50,000-\$59,999	15.8%	29.1%
\$60,000 or more	44.9%	8.7%

\*Excludes those reporting their positions were unpaid

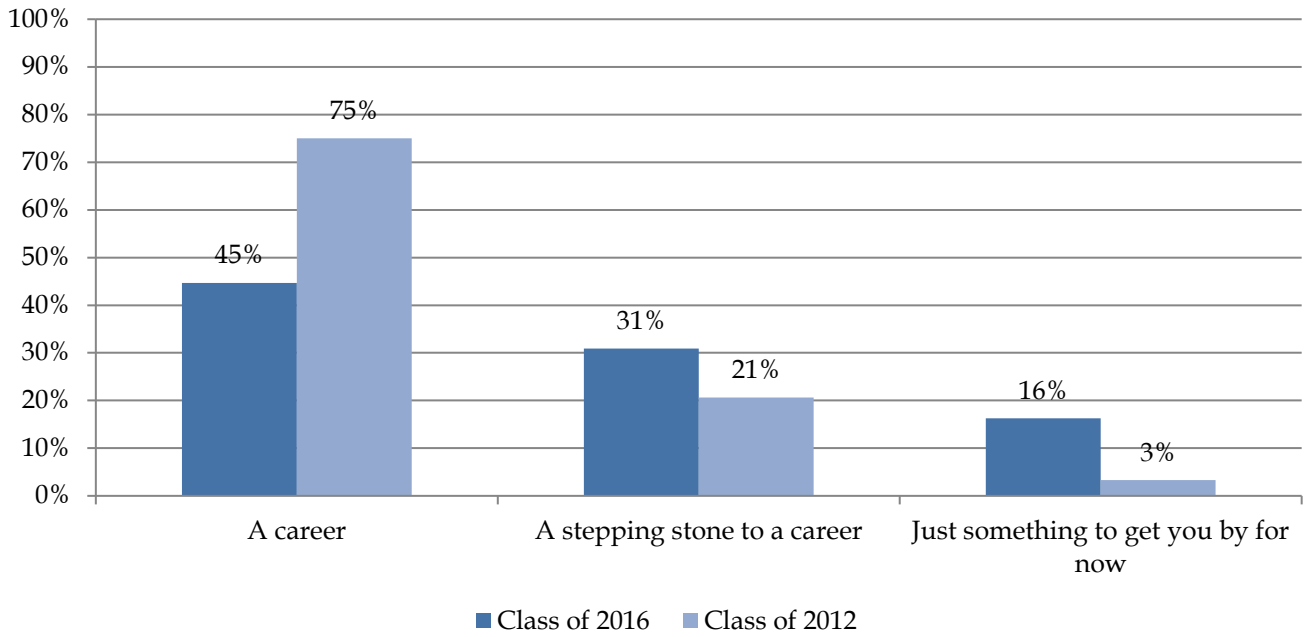
- In 2013, less than 2% of the Class of 2012 graduates reported earning \$60,000 or more. Five-years later, the percentage of the Class of 2012 reporting earning \$60,000 or more increased to 45%.

### To what extent is your current job related to your major(s) at Saint Mary's?



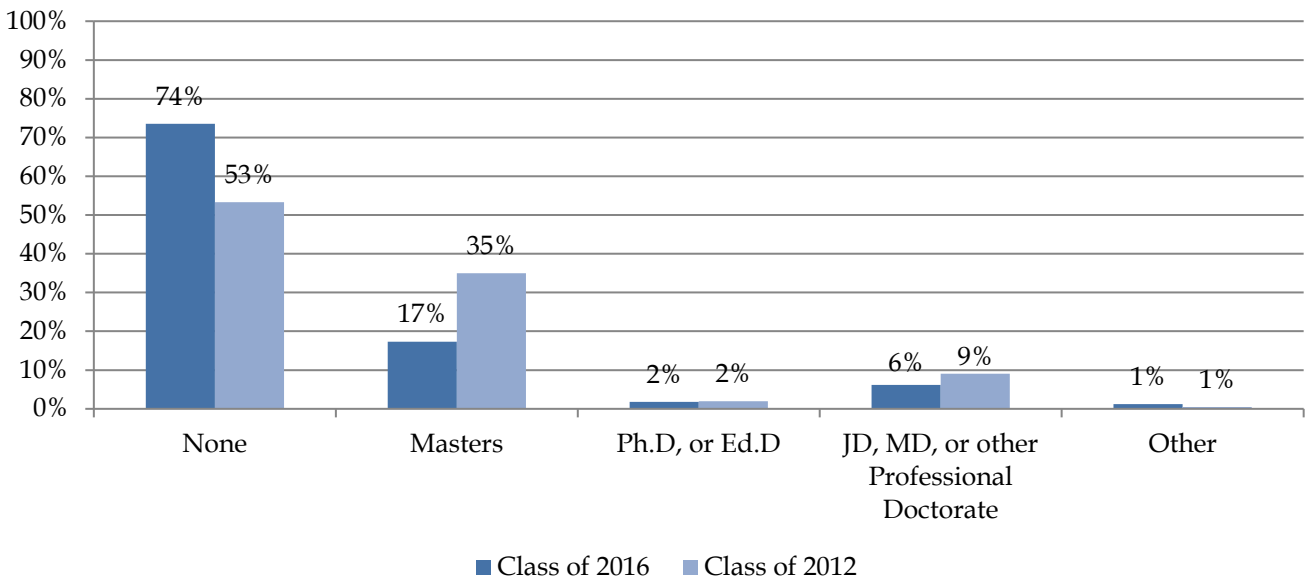
- 89% of 2012 graduates and 82% of 2016 graduates indicated their current job is related, either directly or indirectly, to their major(s) at Saint Mary's.

**When thinking of your current job, is it:**

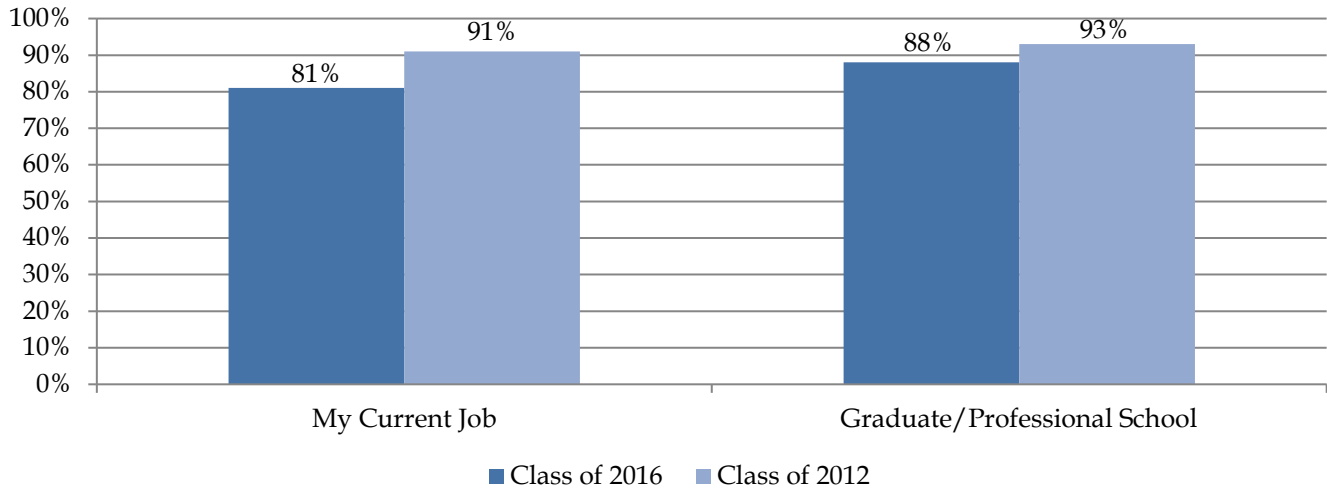


- 45% of the respondents from the Class of 2016 and three-quarters of the respondents from the Class of 2012 indicate that they consider their current position a career.

**Degree Pursued**



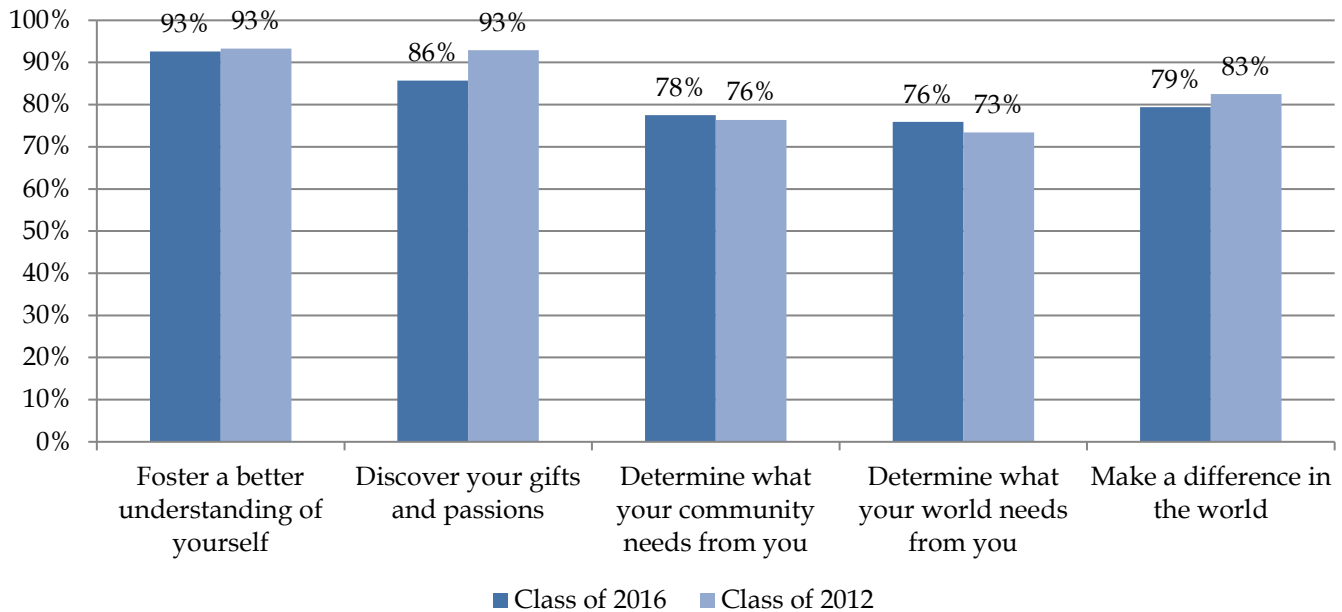
**Saint Mary's College Prepared Me Well For: (% Well or Very Well)**



- *More than 91% of 2012 graduates indicate that Saint Mary's prepared them well for their current job and / or graduate / professional school. Over 81% of respondents from the Class of 2016 indicate that Saint Mary's prepared them well or very well for graduate / professional school or their current job.*
- *The Class of 2016 respondents who applied to graduate or professional school, applied to nearly 6 schools on average, with acceptances at about half of schools applied.*

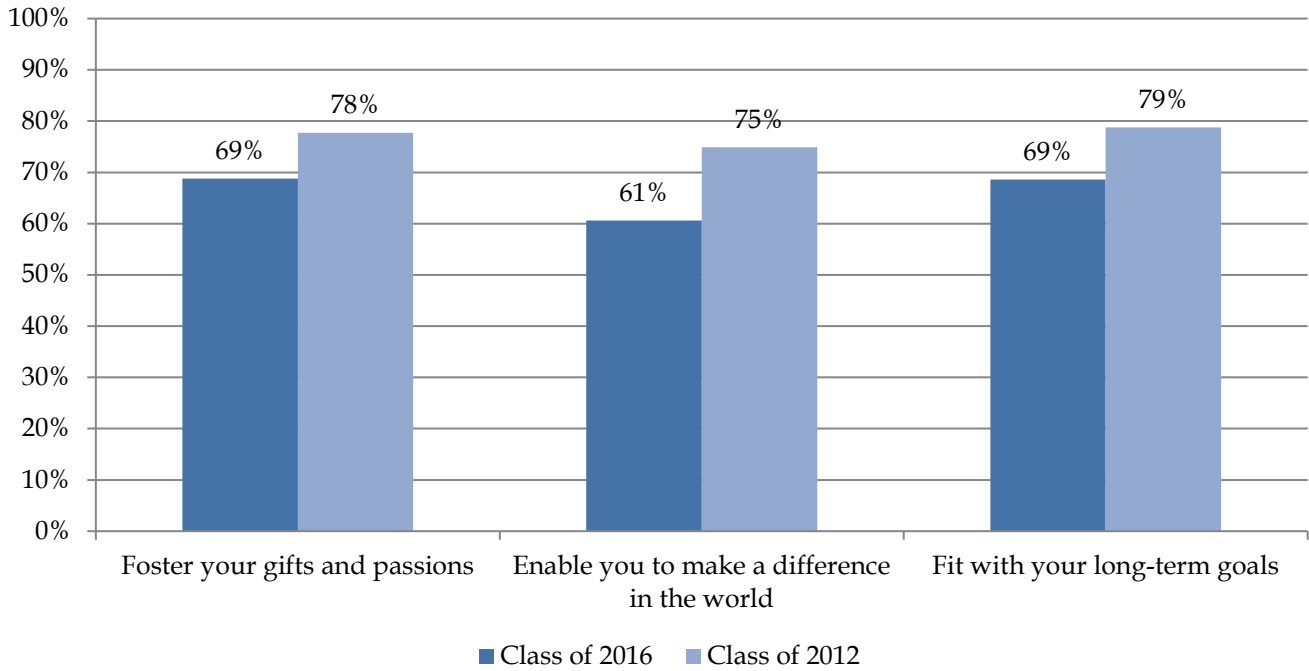
**Educational and Professional Fulfillment**

**To what extent did your Saint Mary's education help you: (% Well or Very Well)**



- *More than 93% of respondents from the Class of 2016 and Class of 2012 indicate that Saint Mary's helped to foster a better understanding of themselves. When thinking back on their education, majorities of the Class of 2016 and Class of 2012 indicate their education accomplished core aspects of the College mission such as preparing them to make a difference in the world and determining what their world and community needs of them.*

**To what extent does your current job: (% Well or Very Well)**



- *69% of 2016 graduates and 78% of 2012 graduates stated that their current position fosters their gifts and passions, and nearly the same indicated that their current job fits within their long-term goals.*