

## Class of 2020:

We are pleased that we can finally celebrate your graduation from Saint Mary's in person!

Here is the marshal's information on times, places, actions, and garb for the ceremony celebrating your graduation. Please read the information carefully so that we can run the celebration smoothly and elegantly.

*Any student who anticipates difficulties in going down stairs or in participating in the procession should contact Professor Chris Dunlap at [cdunlap@saintmarys.edu](mailto:cdunlap@saintmarys.edu) so that alternate arrangements can be made.*

A decision will be made by 9AM on Saturday, May 28th if we'll be indoors (Angela) or outdoors for Commencement. If the decision is made to move commencement indoors, it will be announced to the campus community by 9AM on Saturday by social media and the College website. If there is no announcement, you can assume that we will be outdoors, although there will probably be an announcement anyway.

## ATTIRE:

The cap (flat on top of the head, tassel on left front), gown, and hood (velvet band by your neck facing outwards, back opened out to show College colors); shoes sensible for the event (remember you will be using stairs and walking in the grass, so pointy heels are not a good choice), preferably in black or blue. Clothing under the gown should be appropriate for the weather (it could be hot, or it could be cold). In recognition of the formality of the occasion, items of apparel such as flashy jewelry and corsages should **not** be worn. If you previously decorated your cap, you may keep that, but please no three dimensional decorations. All of the following may be worn: honor cords (for honor societies), the medals given to Presidential scholars, and a single graduation stole recognizing membership and achievement in College organizations. The latter must, however, first be approved by the Office of Student Affairs. If you have more than one, you will need to choose which one to wear.

## PROCESSION:

**The Commencement procession moves at 11:40.** Lining up does take time (and the order matters!) and requires processing from Angela (if Commencement is outdoors), **So please arrive no later than 11:00.** Trying to find your correct place and hurrying into line right before the procession steps off makes it more likely that you'll end up in the wrong order, and ending up in the wrong order means that you won't be in the right place when your name is called.

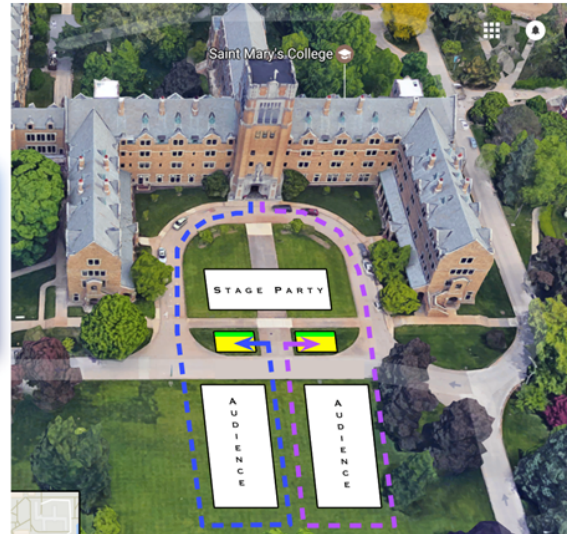
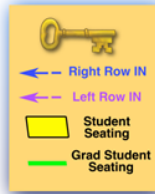
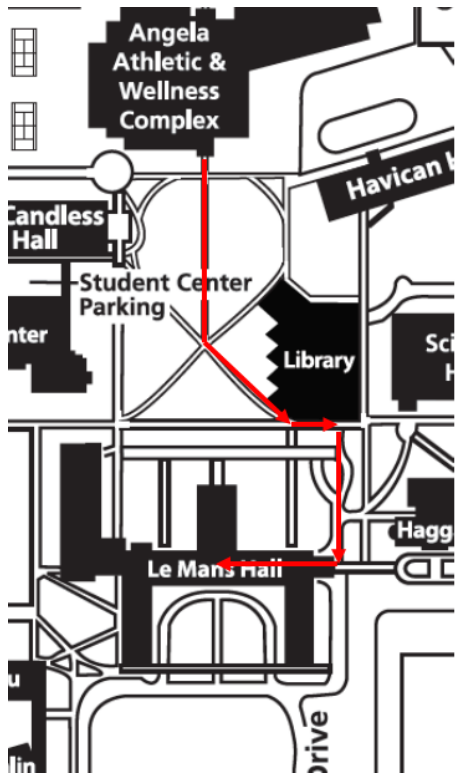
- Graduates will assemble by 11:00 a.m. in the Field House in Angela. Check in with staff at the table as you arrive.

The Procession list assigns to each graduate a procession number (L1, L2, L3..., R1, R2, R3..., in the **Left** or **Right** lines); and copies will be posted in Angela by 10 a.m. Saturday morning. Names of those graduates who are to start a new row of seats will be designated with an asterisk (\*). Those so designated should identify themselves to the marshal as they come down the aisle (into the seats). You can tell family and friends that the **Left (L)** line will be seated on the **L**ake side if the exercises are held outside, and those on the **Right (R)** line will end up on the O'Laughlin side. If inside, those on the **Left** will end up closer to Murphy's Cafe, where you may have gone for **L**unch.

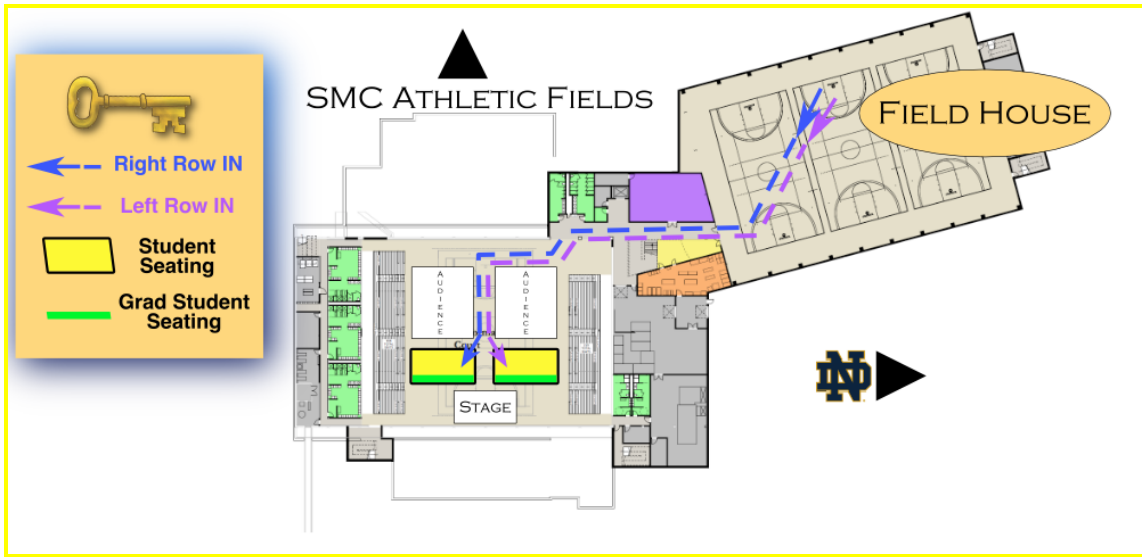
Large signs for the **Left** and **Right** lines will be posted in the Field House in Angela. You will line up behind these signs to get the procession into proper order. When you arrive at Angela, someone from Student Affairs and the Associate Marshals (with sashes) will be there to check you in and respond to any questions you have about where you need to be. The order you're in will be checked before the procession begins, but the more you can do as a group to help the marshals, the faster this will go. If the person right before you on the list is missing, leave an empty seat before yours prior to sitting down.

Once you are lined up prior to the ceremony, please follow the directions of the marshal.

- If we are outdoors, the procession (in two lines) will move up the stairs in Angela, out the front (campus side) door and follow the path shown below into the east (Haggart side) door in a double line. Once in Le Mans, the procession will leave Le Mans by the south (main) door and split outside (see **blue** and **purple** dotted lines & arrows below) following the arc of the driveway around behind the audience and then up back towards Le Mans. Seating will be from the center aisle *out*. Please make sure you are all the way down the row and there are no empty chairs. **During the procession, do not get out of order or slow down to take pictures. Please tell family and friends to not plan on pictures on the procession route.**



- If we are indoors, you will assemble and get into line in the Field House at Angela. The procession will be completely in Angela (See the diagram below).



## **CEREMONY:**

**Please plan to stay in your seats for the entire ceremony.** A marshal will instruct you when it is time to leave your seats to go to the stage and will lead you to the appropriate location. Each row will exit outwards away from the center aisle in the same direction in which you originally filed into your seats. Whether inside or outside, wait at the top of the stairs (either outside or on the stage in Angela) until you hear your name called. ***Do not move from there until you hear your name!*** As your name is read, move forward, take the envelope in your left hand and shake President Conboy's hand with your right; then go down the stairs (if inside, the other stairs than the ones on which you came up). After receiving your envelope, you will continue to the right to get your picture taken. Then go around the back to the center aisle and return to your seat.

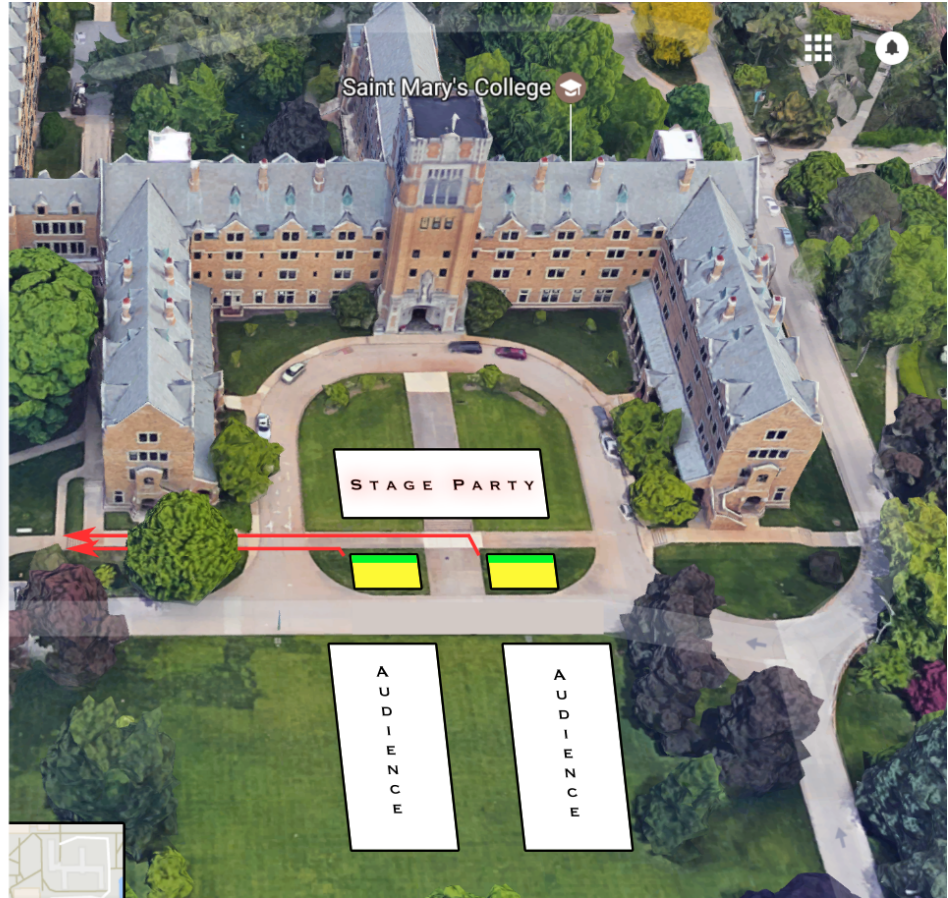
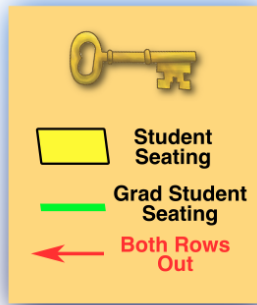
**NOTE:** If the name read when you are at the top of the stairs is not your name, stay put and don't move (eye contact and a quick indication to the reader would be helpful). This doesn't happen often, because we typically have a pretty good idea who's going to be there and who isn't.

Please do not stop before leaving the stage, as it interferes with the following classmate's reception time on the stage and delays the ceremony for everyone. In particular, no selfies, primal screams, or pauses to bask in the adulation of the crowd are allowed.

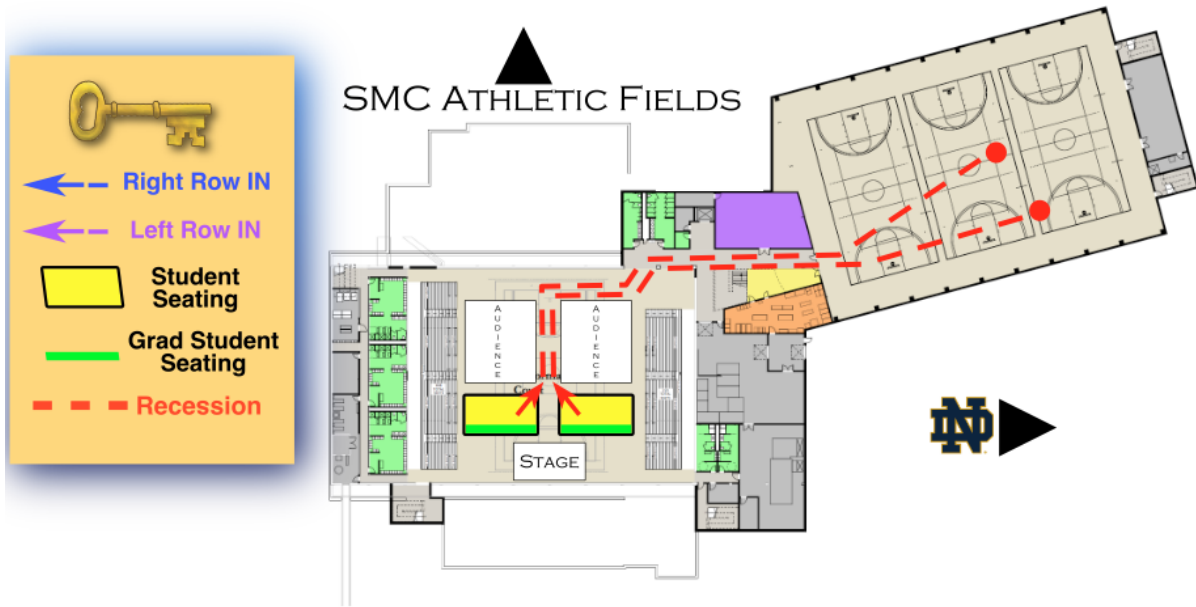
## **RECESSION:**

The stage party and faculty lead the recession, followed by the graduates:

- If we are outdoors, the front row of students (on both the right and left sides of the student section) will exit first; and everyone should exit your row to your left. Students on the right side will cross in front of the left side and then be joined by the left side to form two rows. See the **red arrows** in the diagram below
- The procession will disband in front of the Student Center (Alumnae Green), which is where you can meet family or friends.



- If we are indoors, the front row of students will also exit first; but everyone should exit to *the center*.
- Students will go in exactly the reverse direction as the way they came in and recess back to the Field House, where you can meet family and friends. See the **red arrows** in the diagram below.



*Always follow the instructions of the marshals.*

Either outside or inside, please do not **stop** until everyone is out of their seats! If the line stops, your classmates will be stuck in their seats.