



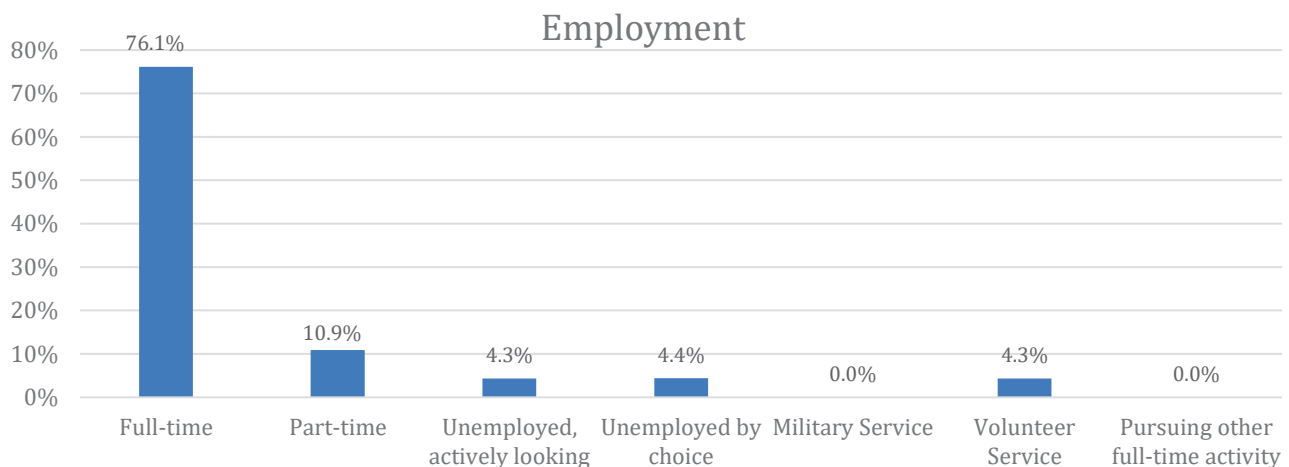
One and Five-Years-Out Survey of Graduates

Class of 2024 and Class of 2020 Graduates

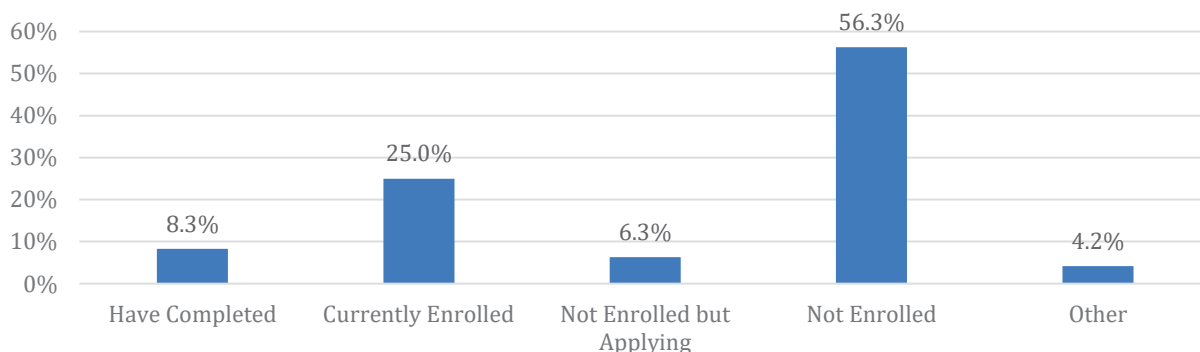
Overall Executive Summary

In the summer of 2025, Saint Mary's College administered an online survey to alumnae who had graduated the previous year (Class of 2024) and five years prior (Class of 2020). Of the 290 Class of 2024 graduates surveyed, 51 responded for a response rate of 18%. Of the 347 total Class of 2020 graduates surveyed, 67 responded for a response rate of 19%. The goal of these annual surveys is to better understand the outcomes of our graduates.

Employment and Graduate School Attendance for the Class of 2024 (One-Year-Out)

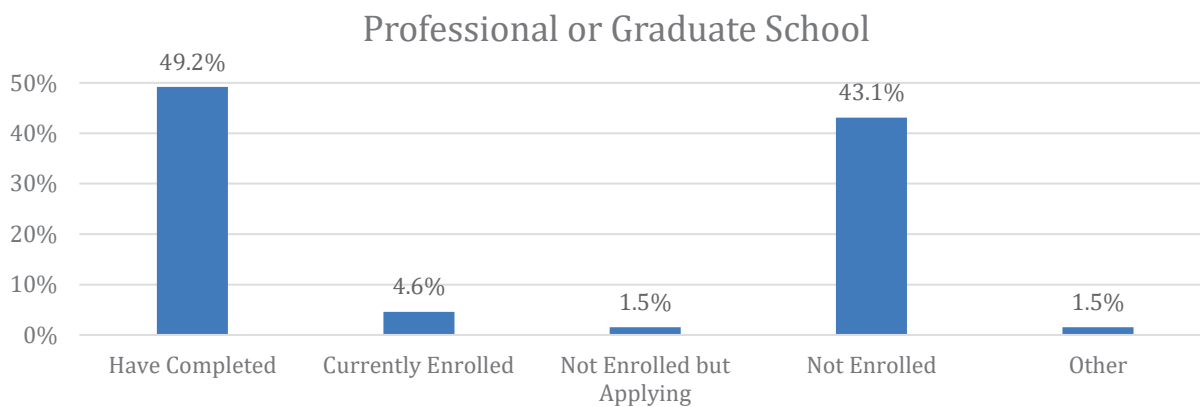
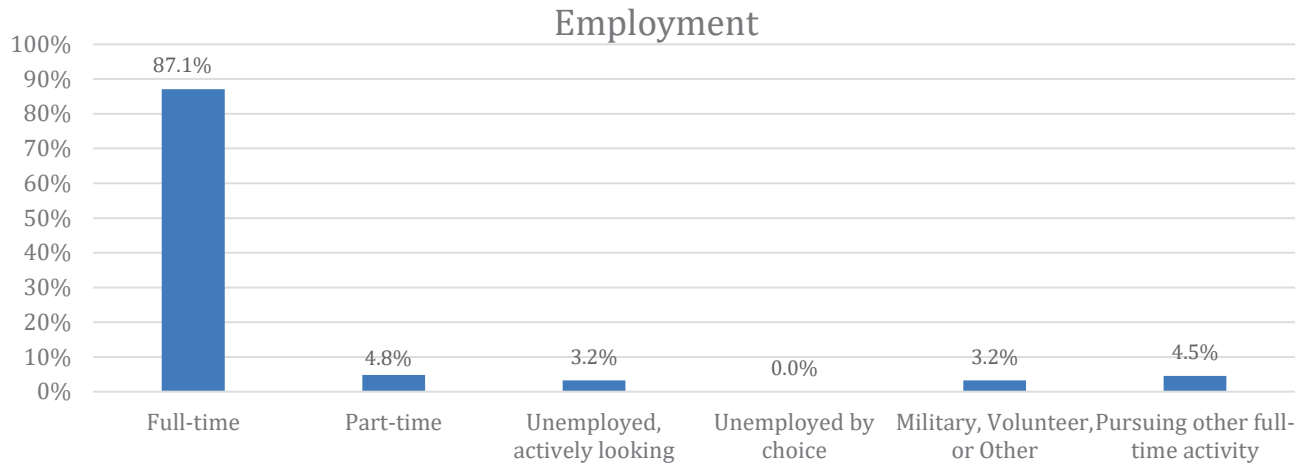


Professional or Graduate School



- One-year out, 95.8% of 2024 graduates reported being employed full-time, enrolled in graduate/professional school, volunteer service, or pursuing other full-time activities.
- 16.6% of graduates one-year out reported being employed full-time or part-time, AND enrolled in graduate/professional school.

Employment and Graduate School Attendance for the Class of 2020 (Five-Years-Out)



- Five-years out, 95.2% of 2020 graduates reported being employed full-time, enrolled in or have completed graduate/professional school, volunteer service, or pursuing other full-time activities.
- 3.2% of graduates five-years out reported being employed full-time AND currently enrolled in graduate/professional school.
- 46.8% of graduates are currently employed AND have completed graduate or professional school.

Percentage of Graduates Employed

	Class of 2024 Graduates	Class of 2020 Graduates
Employed, full-time	76.1%	87.1%
Employed, part-time	10.9%	4.8%

- Graduates five-years out are more likely to be employed full-time largely due to the prevalence of graduates one-year out who are enrolled in graduate/professional school who also hold part-time employment.

Top Fields of Employment

	Class of 2024 Graduates	Class of 2020 Graduates
Health/medical services	16.7%	29.1%
Education	11.1%	16.4%
Business/industry	30.5%	12.7%

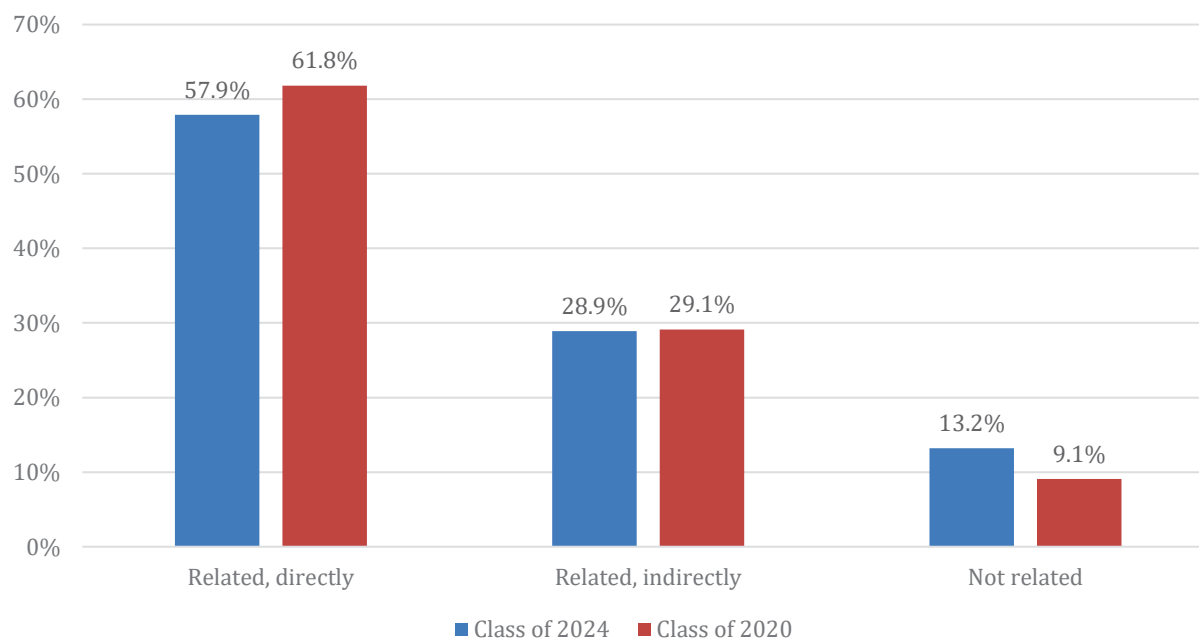
Self-Reported Salary Range of Current Job

	Class of 2024 Graduates	Class of 2020 Graduates
Below \$29,999	3.1%	0.0%
\$30,000-\$39,999	9.4%	11.7%
\$40,000-\$49,999	18.7%	21.6%
\$50,000-\$59,999	15.7%	31.4%
\$60,000-\$69,999	21.9%	31.3%
\$70,000 or more	28.2%	56.7%

** Excludes those reporting their positions as unpaid*

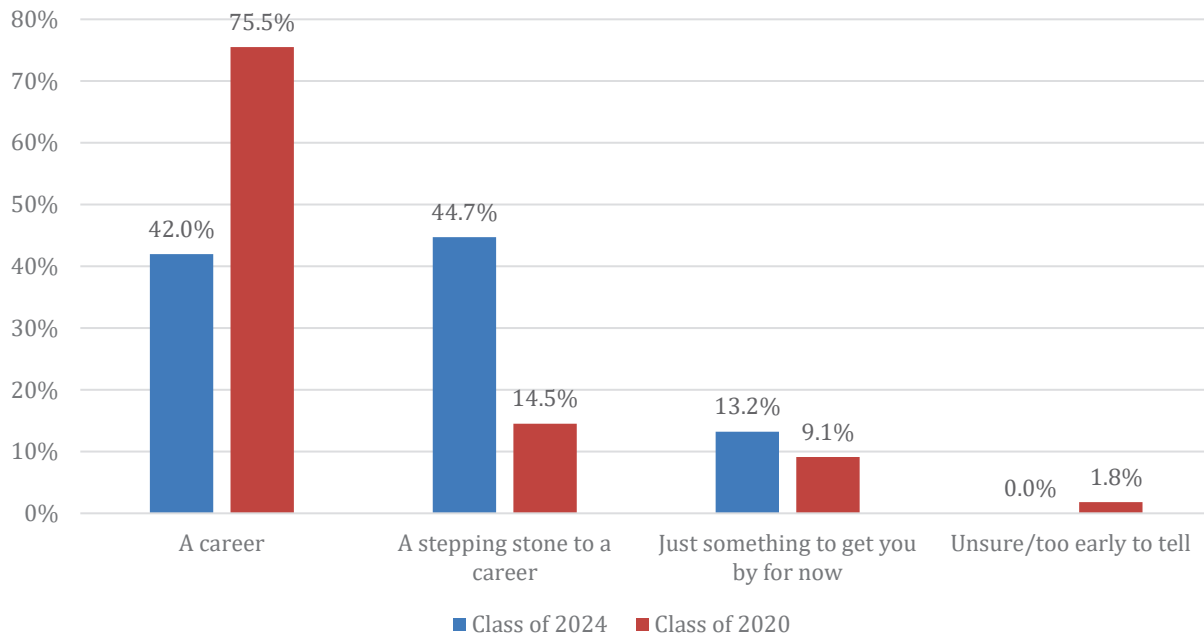
- At one-year out, 28.2% of the Class of 2024 graduates reported earning \$70,000 or more. Five years later, the percentage of the Class of 2020 reported earning \$70,000 or more increased to more than 56.7%.

To what extent is your current job related to your major(s) at Saint Mary's?



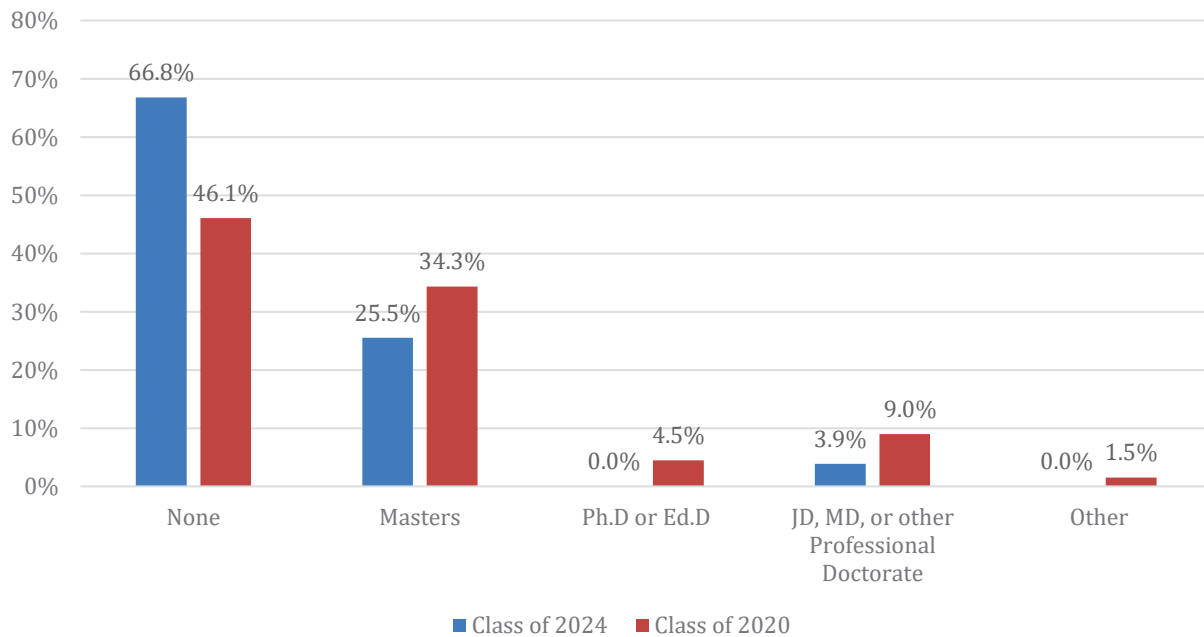
- 90.9% of the 2020 graduates and 86.8% of the 2024 graduates indicated their current job is related, either directly or indirectly, to their major(s) at Saint Mary's.

When thinking of your current job, is it:

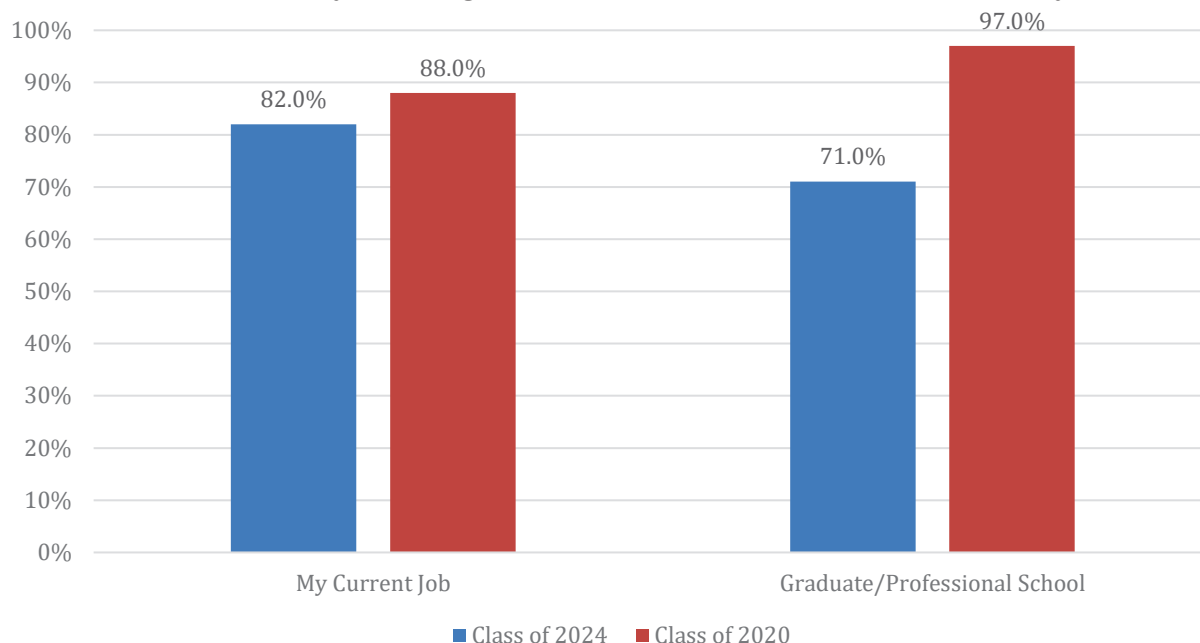


- 90.0% of the respondents from the class of 2020 and 86.7% of the respondents from the class of 2024 indicate that they consider their current position a career or stepping stone to their career.

Degree Pursued



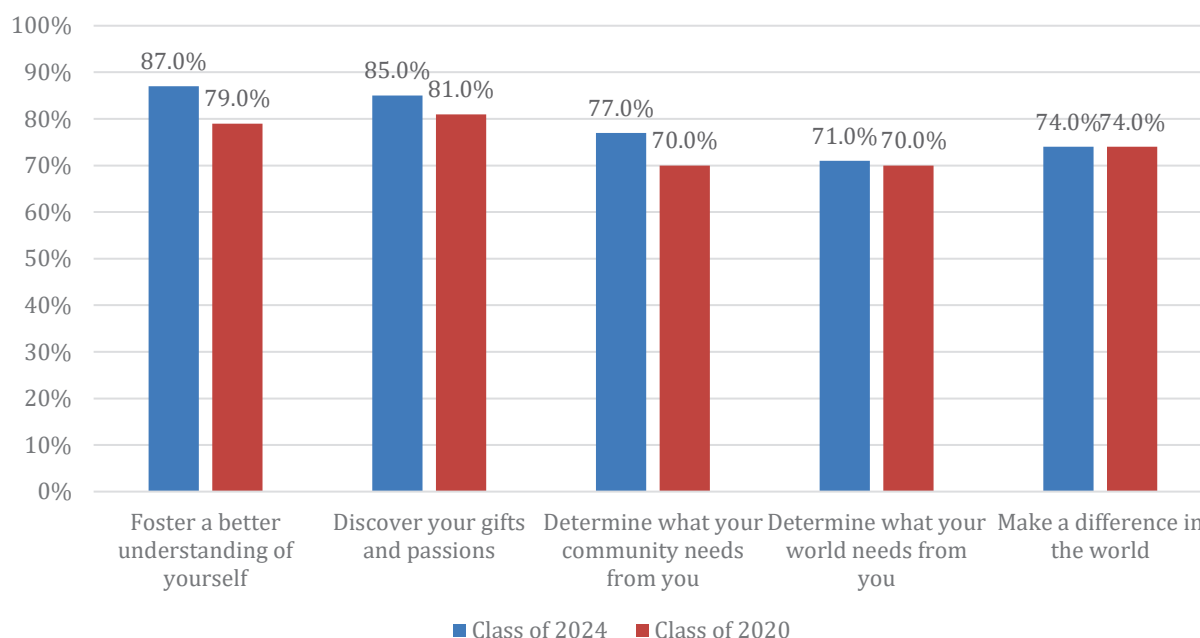
Saint Mary's College Prepared Me Well For: (% Well or Very Well)



- More than 95% of 2020 graduates indicate that Saint Mary's prepared them well or very well for their current job and/or graduate school. More than 85% of 2024 graduates indicated that Saint Mary's prepared them well or very well for graduate/professional school or their current job.

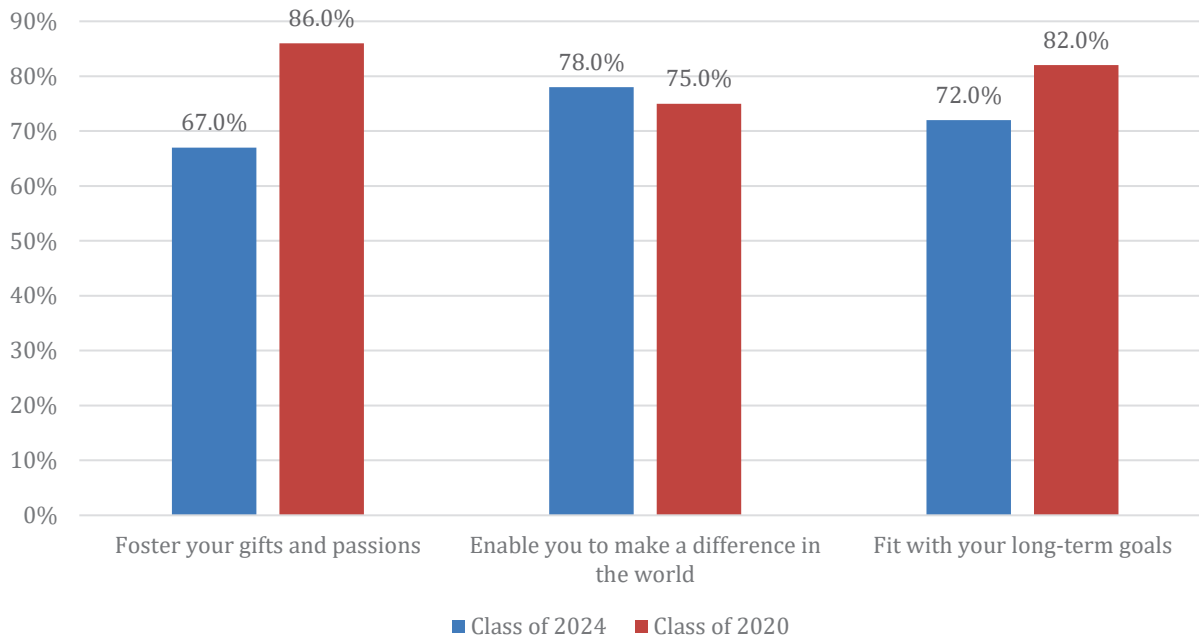
Educational and Professional Fulfillment

To what extent did your Saint Mary's education help you: (% Well or Very Well)



- More than 85% of graduates from the class of 2020 and 75% of graduates from the class of 2024 reported that their Saint Mary's education has helped them foster a better understanding of themselves. More than 70% of the classes of 2010 and 2024 indicated their education accomplished core aspects of the College's mission such as preparing them to make a difference in the world and determining the needs of their communities and the world.

To what extent does your current job: (% Well or Very Well)



- More than 85% of respondents from the class of 2020 and 65% from the class of 2024 indicate that their current job allows them foster their gifts and passions, with 75% from the class of 2020 and 78% from the class of 2024 who indicate their current job also enables them to make a difference in the world. More than 70% of the class of 2024 graduates reported that their current job fits well or very well with their long-term career goals. Over 80% of class of 2020 reported that their current job fits well or very well with their long-term career goals.