

## **One and Five-Years-Out Survey of Graduates**

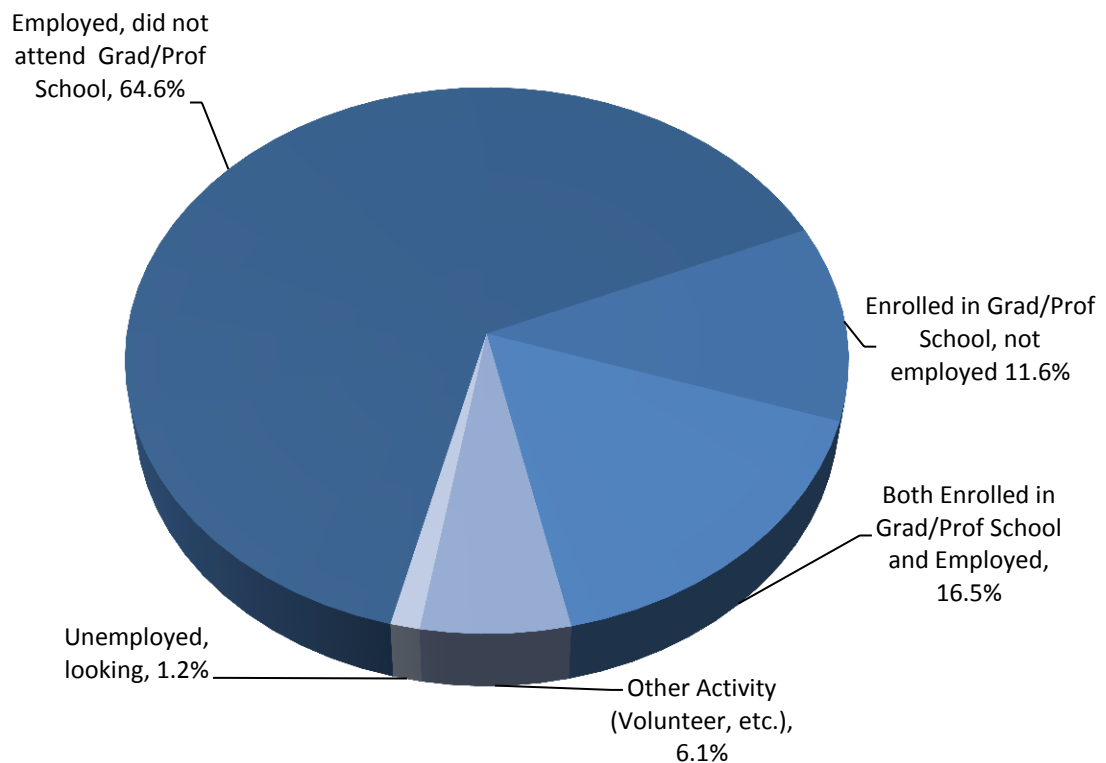
May 2009 and May 2013 Graduates

### Overall Executive Summary

In the Spring of 2014, Saint Mary's College administered a survey to alumnae who had graduated the previous year (May 2013) and five-years prior (May 2009). These alumnae were first sent an invitation to participate in the online version of this survey. A print mailing was then sent to those alumnae without email addresses and/or those who did not respond to the initial email survey. Of the 371 May 2013 graduates surveyed, 170 responded for a response rate of 45.8%. Of the 309 total May 2009 graduates surveyed, 146 surveys were completed for a response rate of 47.2%. The goal of these annual employment surveys is to better understand the outcomes of our graduates.

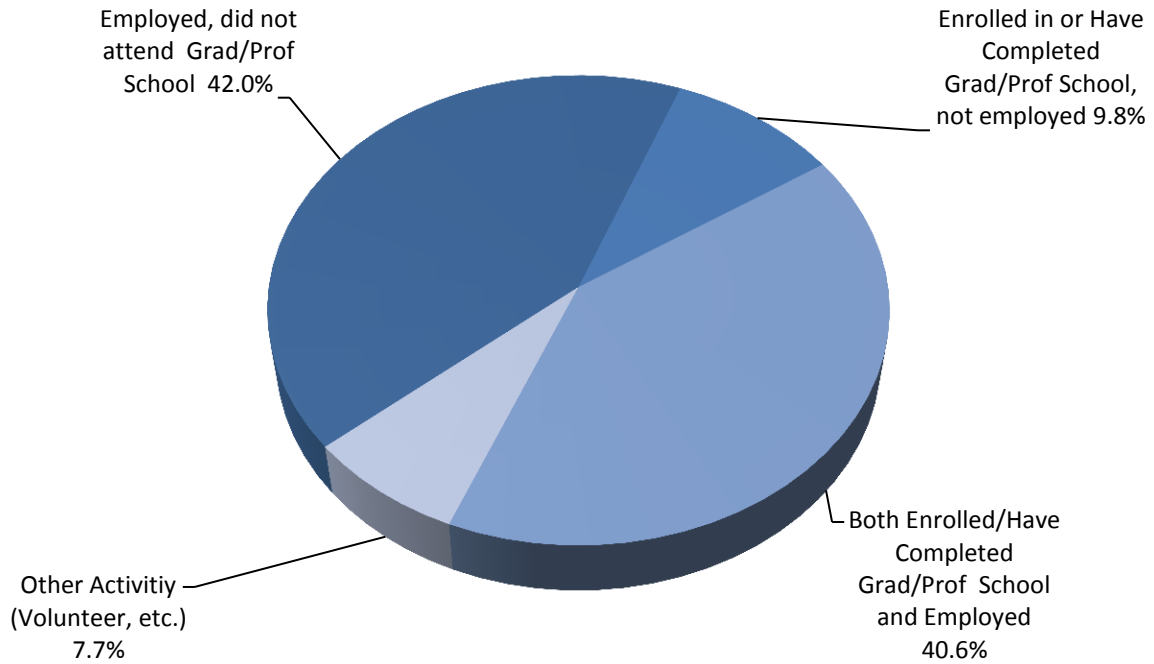
### Employment and Graduate School Attendance

#### May 2013 Graduates (One-Year-Out)



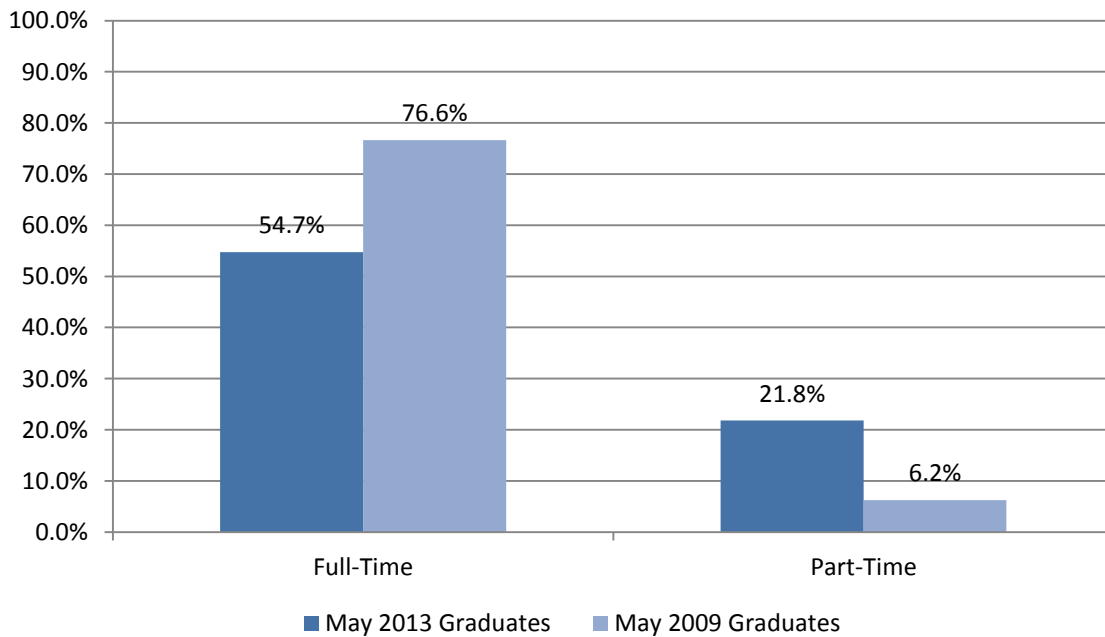
- *One-Year Out, 93% of May 2013 graduates are either employed or enrolled in graduate or professional school.*

### May 2009 Graduates (Five-Years-Out)



- *Five-Years Out, 92% of May 2009 graduates are either employed or enrolled in graduate or professional school.*

### Percentage of Graduates Currently Employed



- *Graduates five-years out are more likely to be employed full-time largely due to the prevalence of students one year out currently enrolled in graduate/professional school also holding part-time jobs.*

### Top Fields of Employment:

	May 2013 Graduates	May 2009 Graduates
Education	26.1%	30.1%
Health/Medical Services	24.2%	15.4%
Business/Industry	12.7%	17.6%

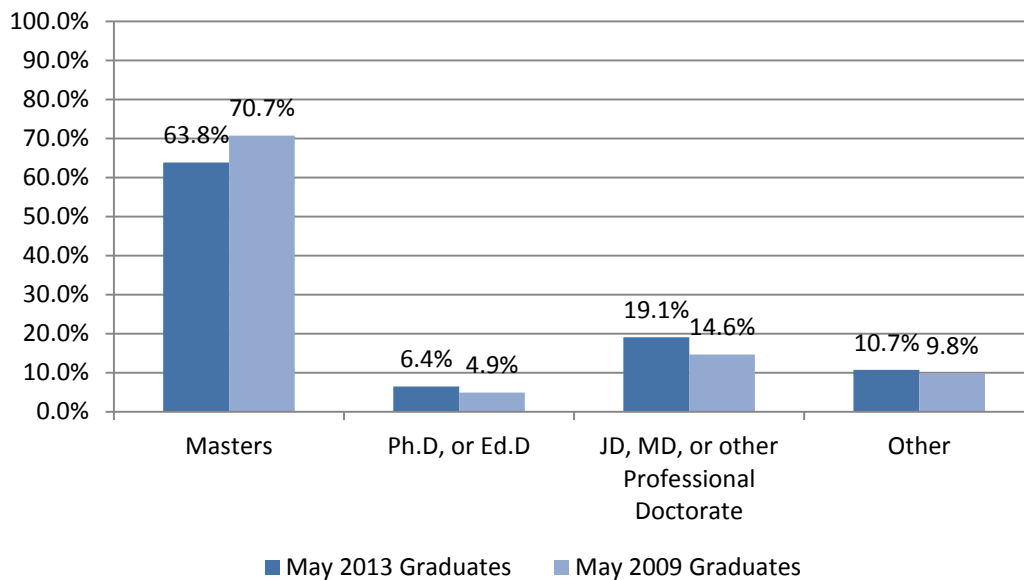
### Self-Reported Salary Range of Current Full-Time Job:

	May 2013 Graduates	May 2009 Graduates
Below \$29,999	38.0%	17.1%
\$30,000-\$39,999	24.8%	29.3%
\$40,000-\$49,999	18.2%	18.7%
\$50,000-\$59,999	14.0%	12.2%
\$60,000 or more	5.0%	22.8%

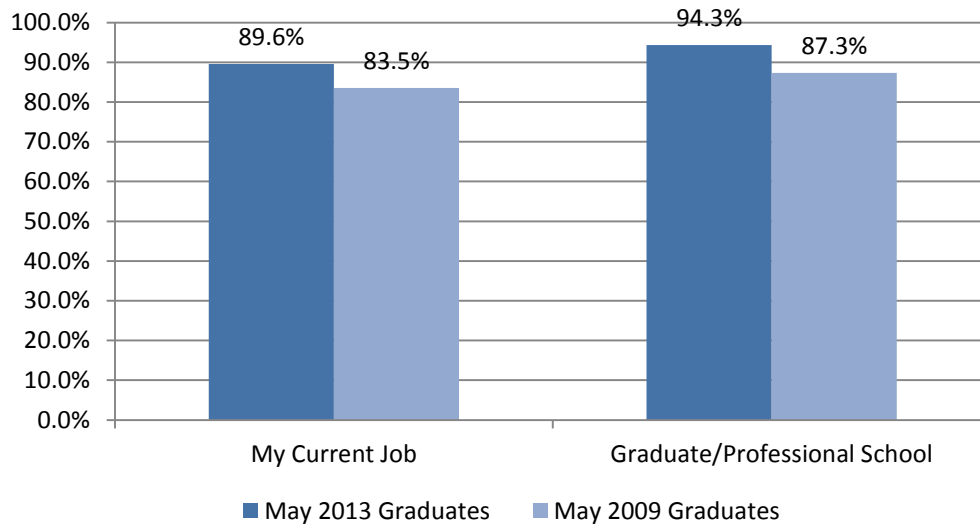
\*Excludes those reporting their positions were unpaid

- In 2010, 2.2% of May 2009 graduates reported earning \$60,000 or more. Five-years later, the percentage of May 2009 graduates reporting earning \$60,000 or more increased to nearly a quarter of graduates or ten times as many graduates.

### Degree Pursued of Those Enrolled or Completed Graduate/Professional School



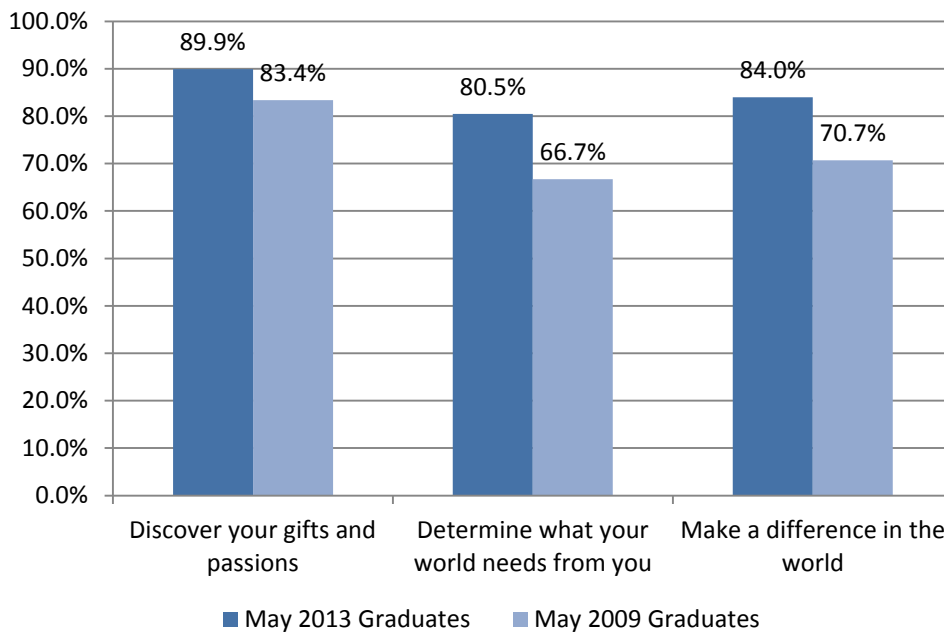
### Saint Mary's College Prepared Me Well For: (% Well or Very Well)



- *More than 8 in 10 graduates indicate that Saint Mary's prepared them well for their current job and/or graduate/professional school.*

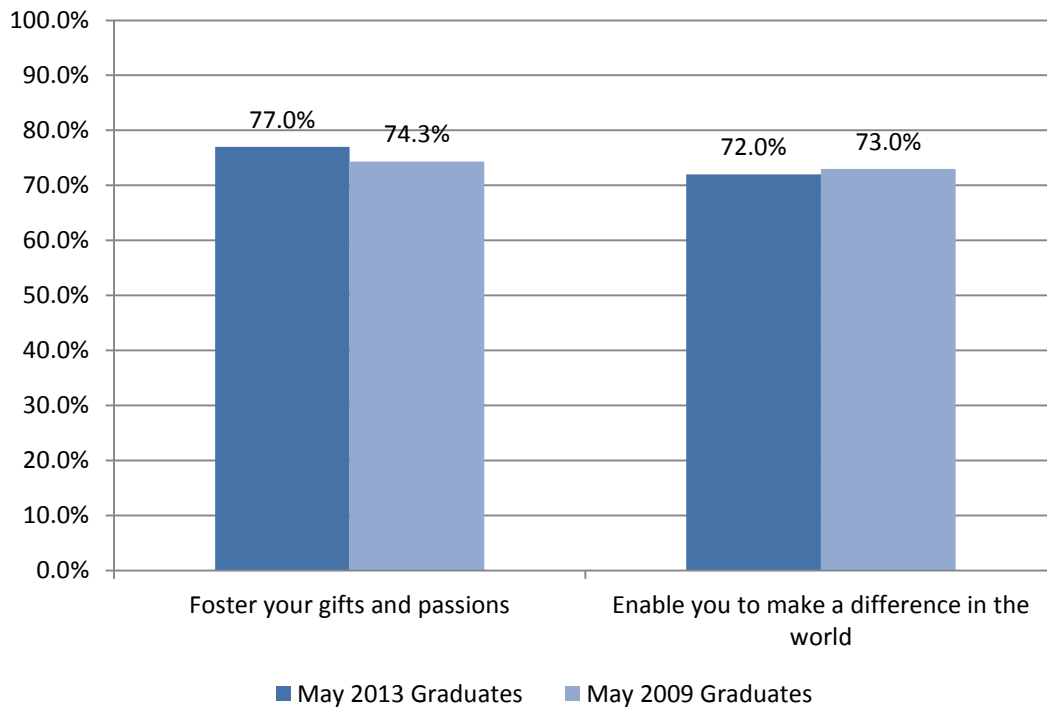
### Educational and Professional Fulfillment

#### To what extent did your Saint Mary's education help you: (% Well or Very Well)



- *More than 80% of May 2013 graduates believe that Saint Mary's helped them discover their gifts and passions, determine what their world needs from them and/or make a difference in the world. Slightly fewer May 2009 graduates reported this high level of contribution but still, more than two-thirds reported the College helped them in these areas.*

### To what extent does your current job: (% Well or Very Well)



- *More than 70% of graduates reported that their current job fosters their gifts and passions and/or enables them to make a difference in the world.*