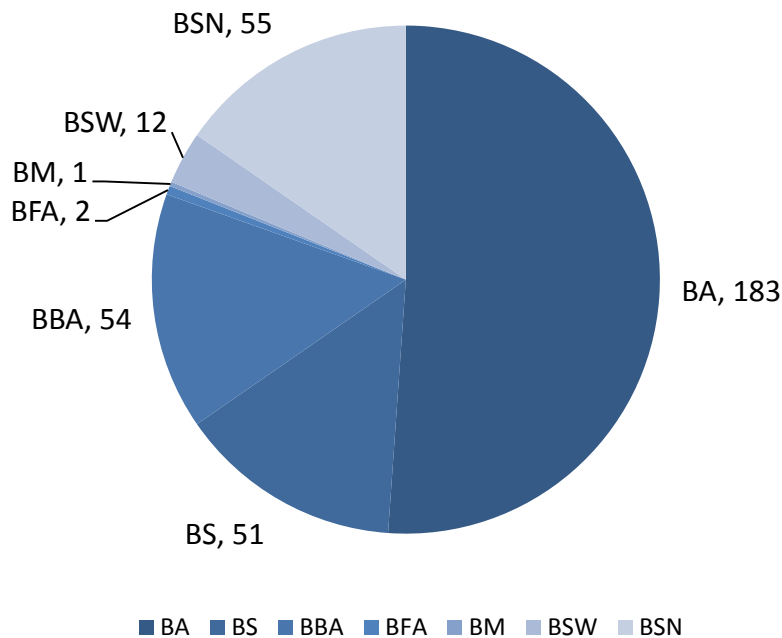


Institutional Research Update (May 2016)

This month's update takes a snapshot of the most recent Saint Mary's graduates from academic year 2015-16 (those graduating August 2015, December 2015, and May 2016). Specifically, the update looks at the degrees and majors most commonly earned, racial / socioeconomic / geographic diversity, time to degree, and plans following graduation. A total of 357 students graduated in academic year 2015-16 earning 358 degrees and completing 406 majors. The vast majority earned their degree in four-years. Nursing was the most frequently completed major with 15% of graduates earning the major. Just over half of graduates completed a minor and 14% completed two majors. Graduates represent an array of diverse backgrounds as 16% are students of color, 16% first generation, 29% Pell recipients, and 29% coming from states other than Indiana, Illinois, Michigan or Ohio. By the time the 2015-16 students graduated, the majority (57%) had already accepted or been offered employment, admission into graduate school or were pursuing voluntary service.

	2015-16
Total Students Graduating	357
Total Degrees Awarded (BA, BS, BBA, BFA, BM, BSW, BSN)	358
Total Majors Awarded (1st and 2nd majors)	406

Degrees Completed (358 Total)



Top Ten Most Common Majors Completed of Saint Mary's 2015-16 Graduates

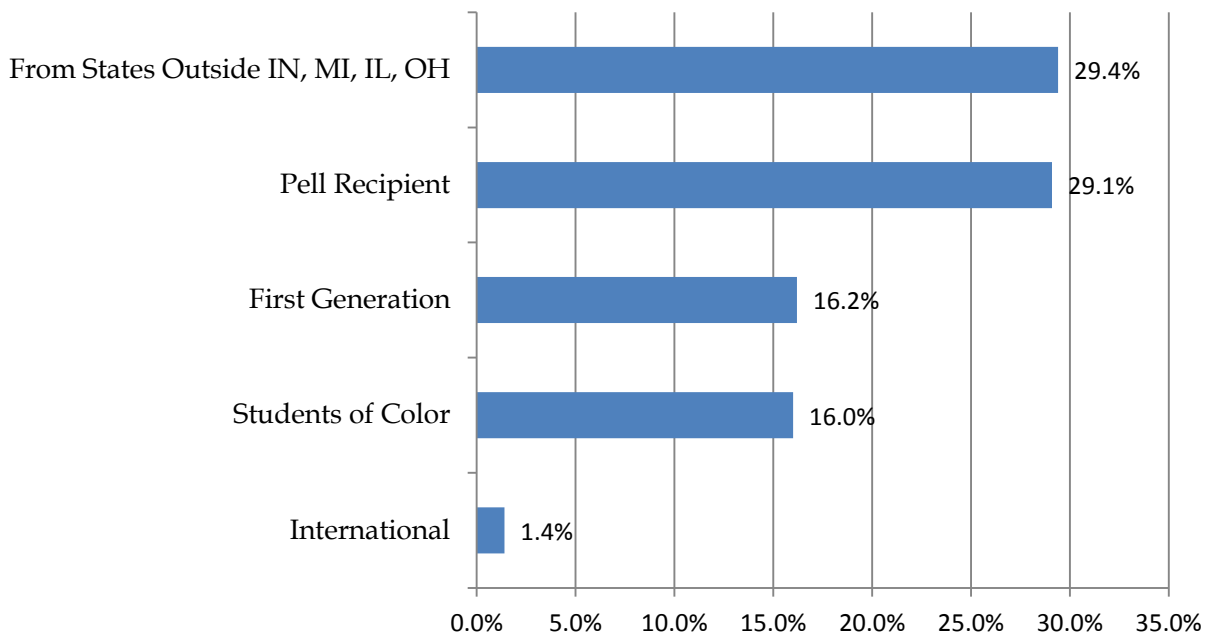
Major	Total Majors Completed	% of Graduates with Major
Nursing	55	15.4%
Business Administration	38	10.6%
Biology	36	10.1%
Communicative Sciences and Disorders	33	9.2%
Communication Studies	31	8.7%
Psychology	29	8.1%
Elementary Education	17	4.8%
Global Studies	16	4.5%
History	15	4.2%
Spanish	14	3.9%
Accounting	14	3.9%

*Includes first and second majors

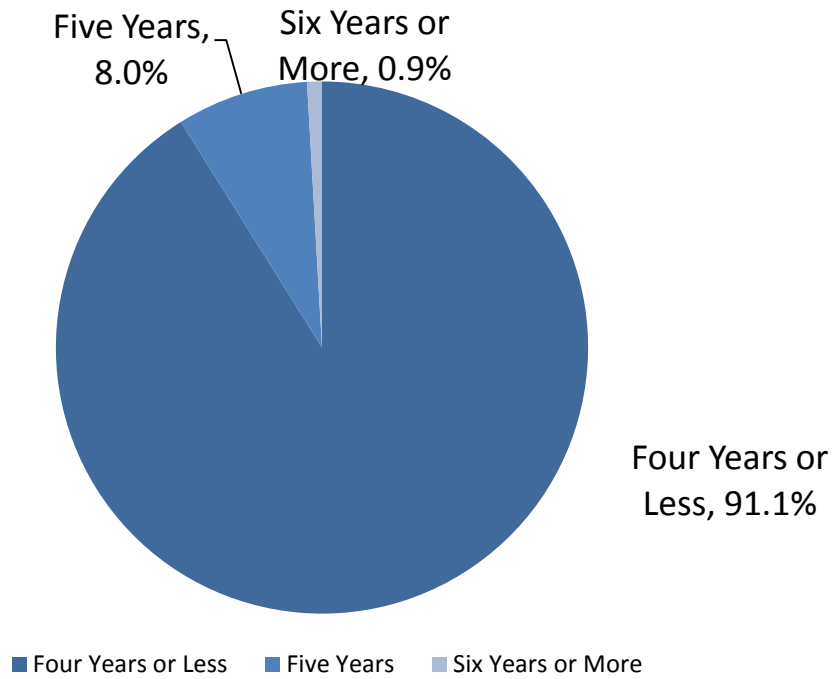
Percentage of 2015-16 Saint Mary's Graduates:

	N	Percent
Earned a Double Major	49	13.7%
Earned a Minor	191	53.5%
Studied Abroad	164	45.9%
Student Athlete	51	14.3%

Diversity of 2015-16 Saint Mary's Graduates

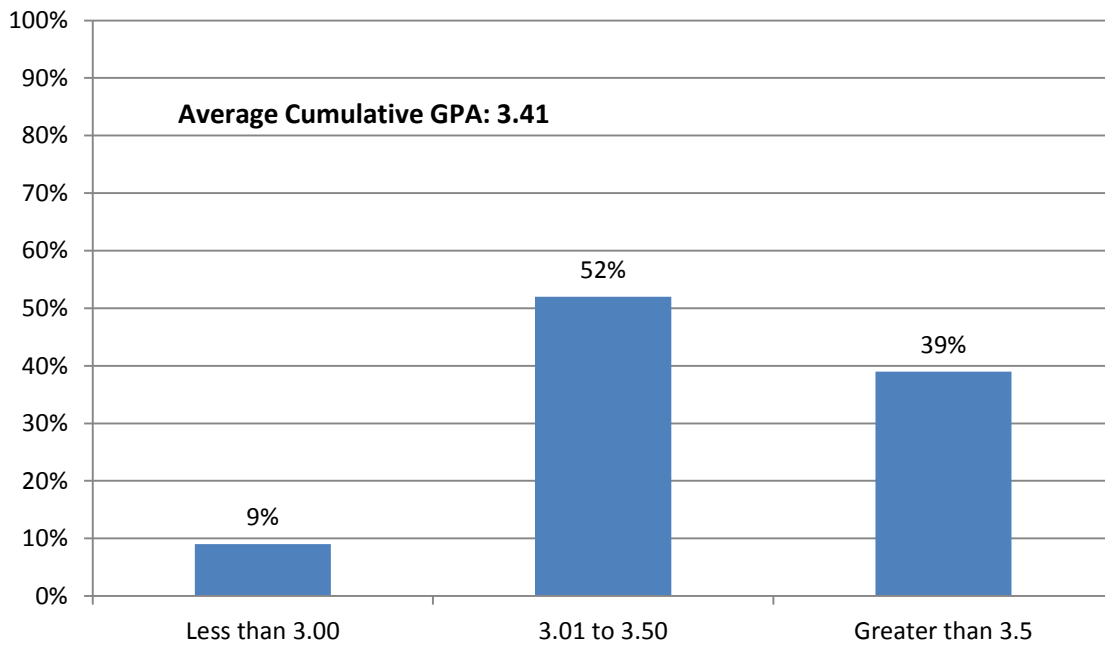


2015-16 Graduates' Length of Time to Complete Degree

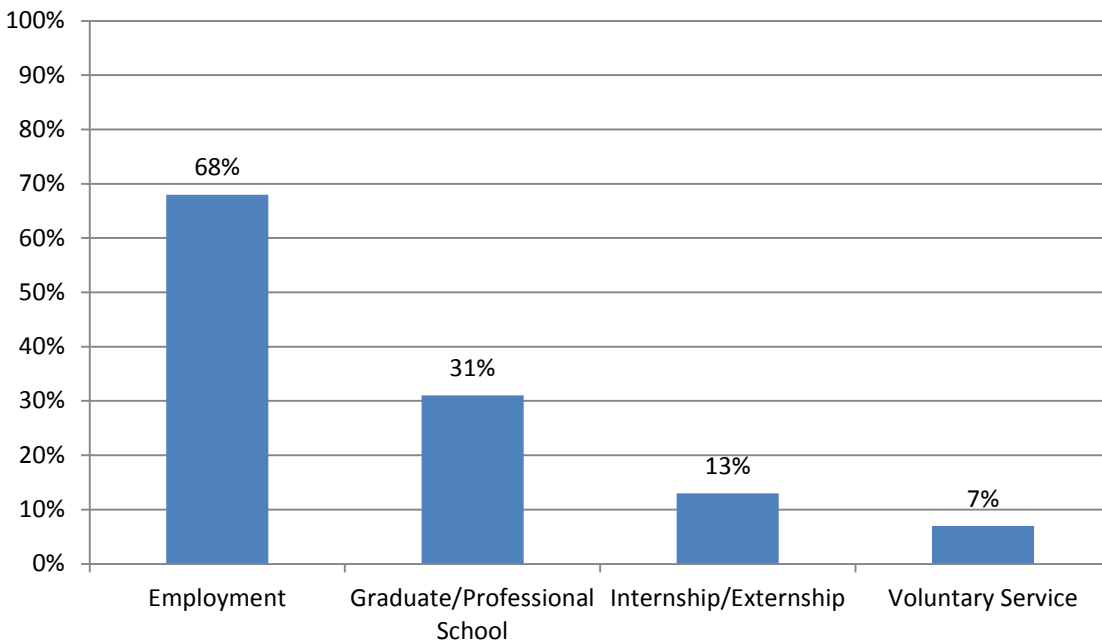


*Of those entering as first-time, full-time students.

Saint Mary's Cumulative GPA of 2015-16 Graduates



Immediate Plans of May 2016 Graduates Following Graduation



Note: Respondents asked to check all that apply, therefore, percentages will not sum to 100%.

- One to two months prior to graduation more than half (57%) of May graduates reported they had already accepted and/or been offered an employment position, admission into graduate school or were pursuing voluntary service.

**Source: 2016 Saint Mary's Graduate Destination Survey*