

One and Five-Years-Out Survey of Graduates

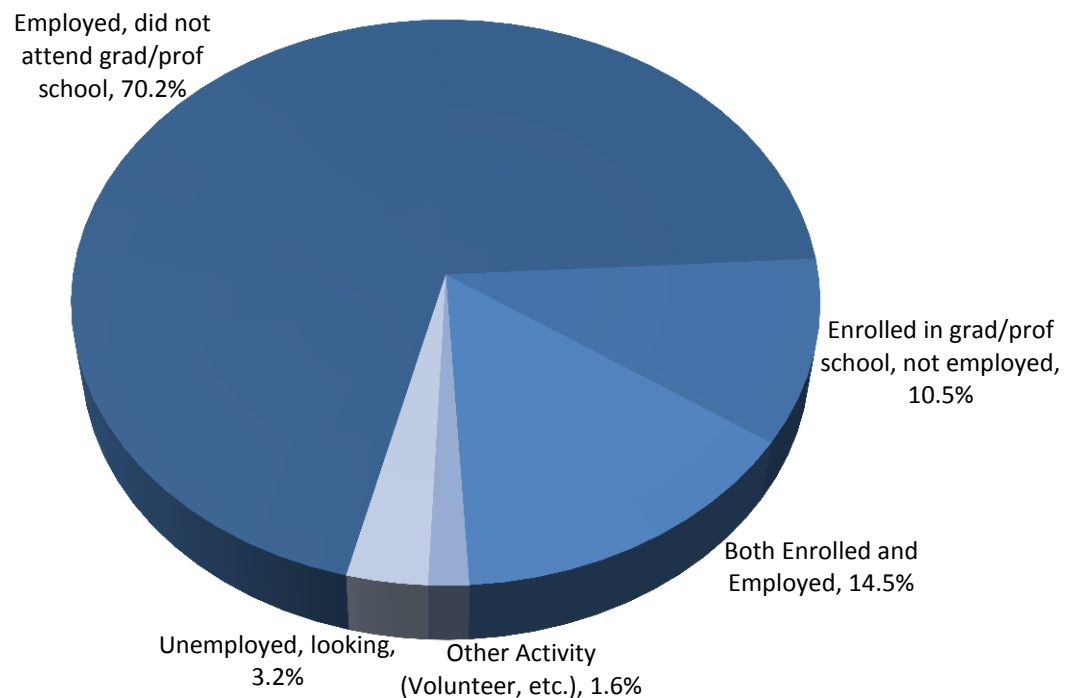
Class of 2010 and Class of 2014 Graduates

Overall Executive Summary

In the Spring of 2015, Saint Mary's College administered a survey to alumnae who had graduated the previous year (Class of 2014) and five-years prior (Class of 2010). These alumnae were first sent an invitation to participate in the online version of this survey. A print mailing was then sent to those alumnae without email addresses and/or those who did not respond to the initial email survey. Of the 254 Class of 2014 graduates surveyed, 124 responded for a response rate of 48.8%. Of the 364 total Class of 2010 graduates surveyed, 184 surveys were completed for a response rate of 50.5%. The goal of these annual employment surveys is to better understand the outcomes of our graduates.

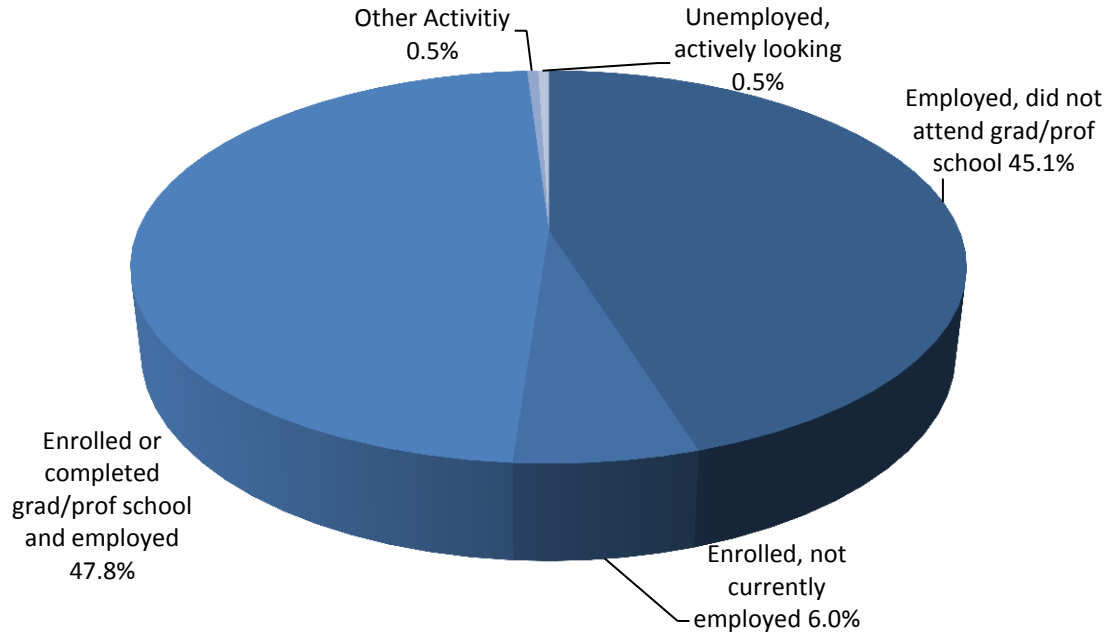
Employment and Graduate School Attendance

Class of 2014 Graduates (One-Year-Out)



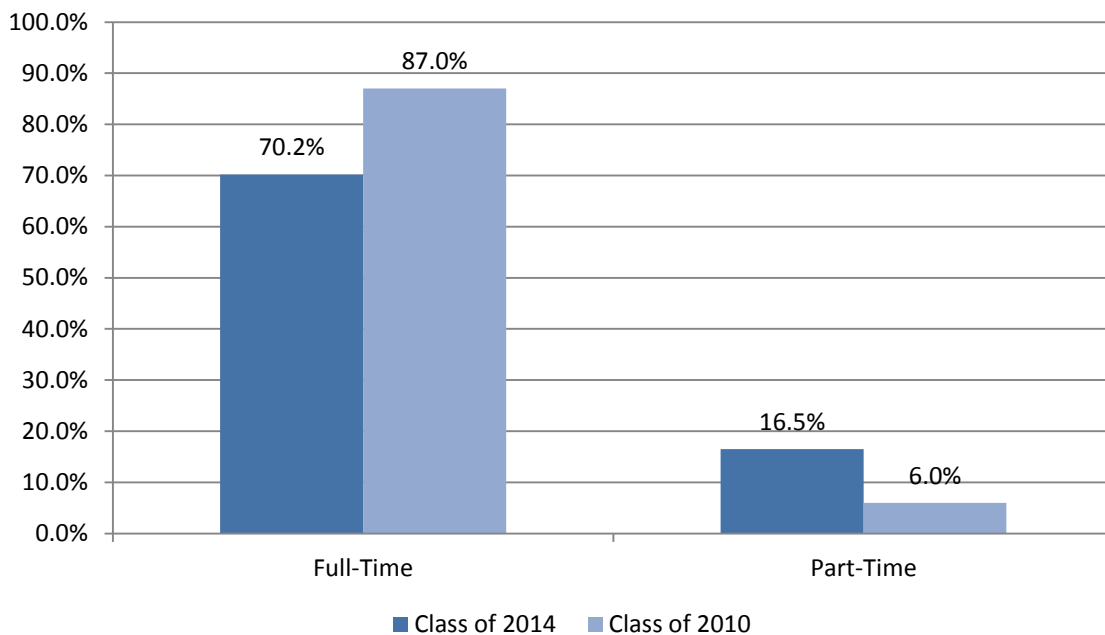
- *One-Year Out, 95% of the class of 2014 graduates were either employed and/or enrolled in or completed graduate/professional school.*

Class of 2010 Graduates (Five-Years-Out)



- *Five-Years Out, 99% of Class of 2010 graduates were either employed and/or enrolled in or completed graduate or professional school.*

Percentage of Graduates Currently Employed



- *Graduates five-years out are more likely to be employed full-time largely due to the prevalence of students one year out currently enrolled in graduate/professional school also holding part-time jobs.*

Top Fields of Employment:

	Class of 2014 Graduates	Class of 2010 Graduates
Education	15.8%	22.5%
Health/Medical Services	33.3%	20.8%
Business/Industry	15.8%	18.0%

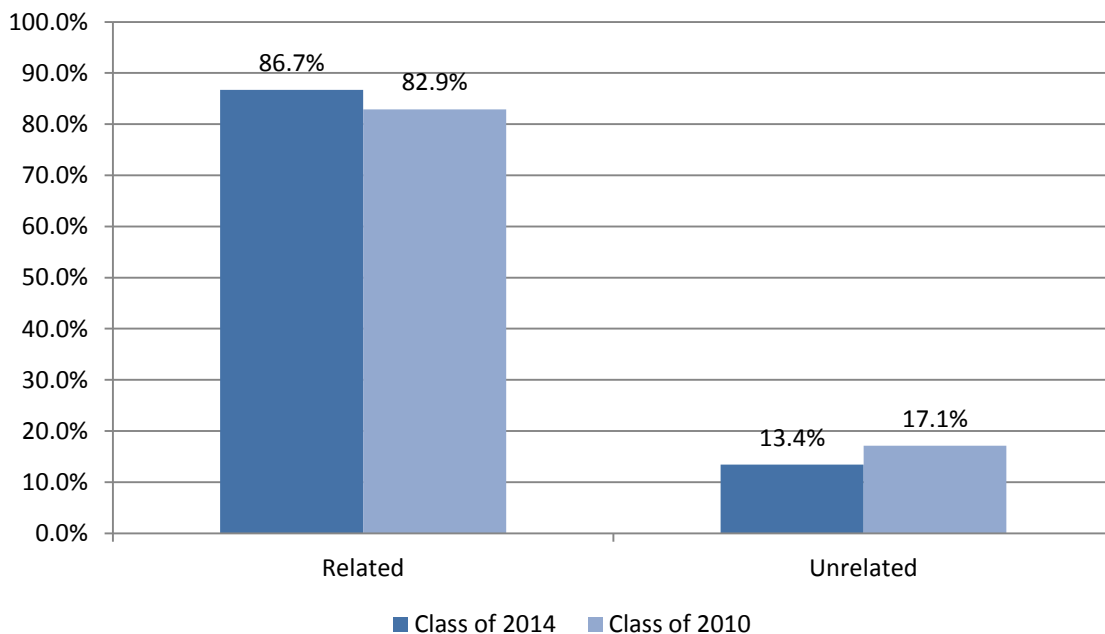
Self-Reported Salary Range of Current Full-Time Job:

	Class of 2014 Graduates	Class of 2010 Graduates
Below \$29,999	20.2%	6.7%
\$30,000-\$39,999	31.9%	14.7%
\$40,000-\$49,999	22.3%	21.6%
\$50,000-\$59,999	17.0%	25.8%
\$60,000 or more	8.5%	30.7%

*Excludes those reporting their positions were unpaid

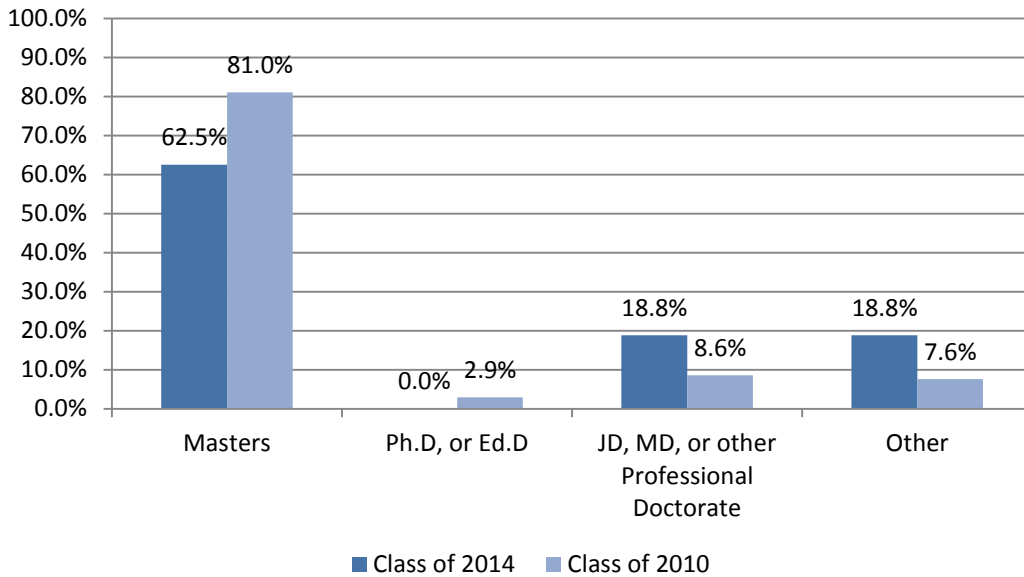
- In 2011, 4% of the Class of 2010 graduates reported earning \$60,000 or more. Five-years later, the percentage of the Class of 2010 reporting earning \$60,000 or more increased to nearly a third of graduates or seven times as many graduates.

To what extent is your current job related to your major(s) at Saint Mary's?

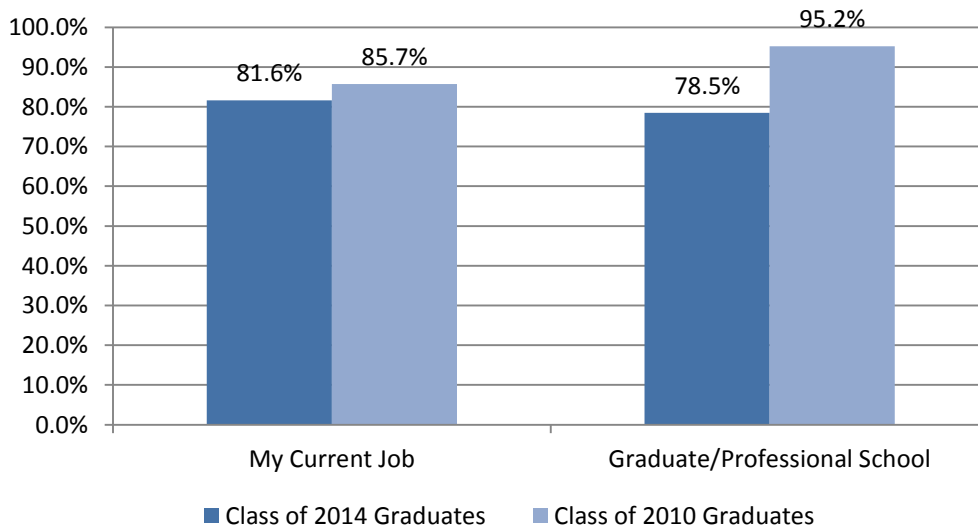


- More than 8 in 10 graduates indicate their current job is related to their major(s) at Saint Mary's.

Degree Pursued of Those Enrolled or Completed Graduate/Professional School



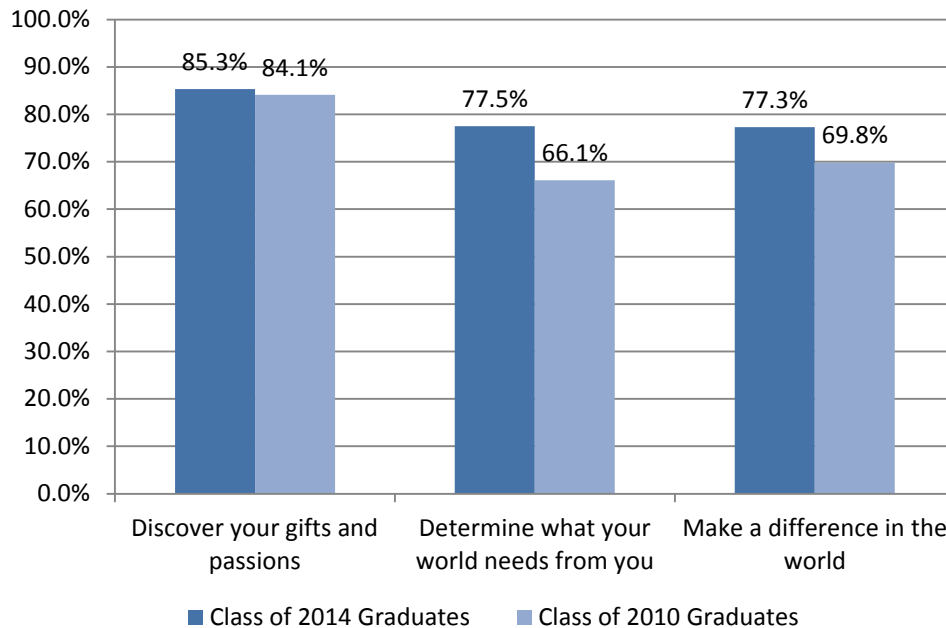
Saint Mary's College Prepared Me Well For: (% Well or Very Well)



- *More than 75% graduates indicate that Saint Mary's prepared them well for their current job and/or graduate/professional school. Ninety-five percent of graduates from the Class of 2010 indicated Saint Mary's prepared them well or very well for graduate/professional school.*

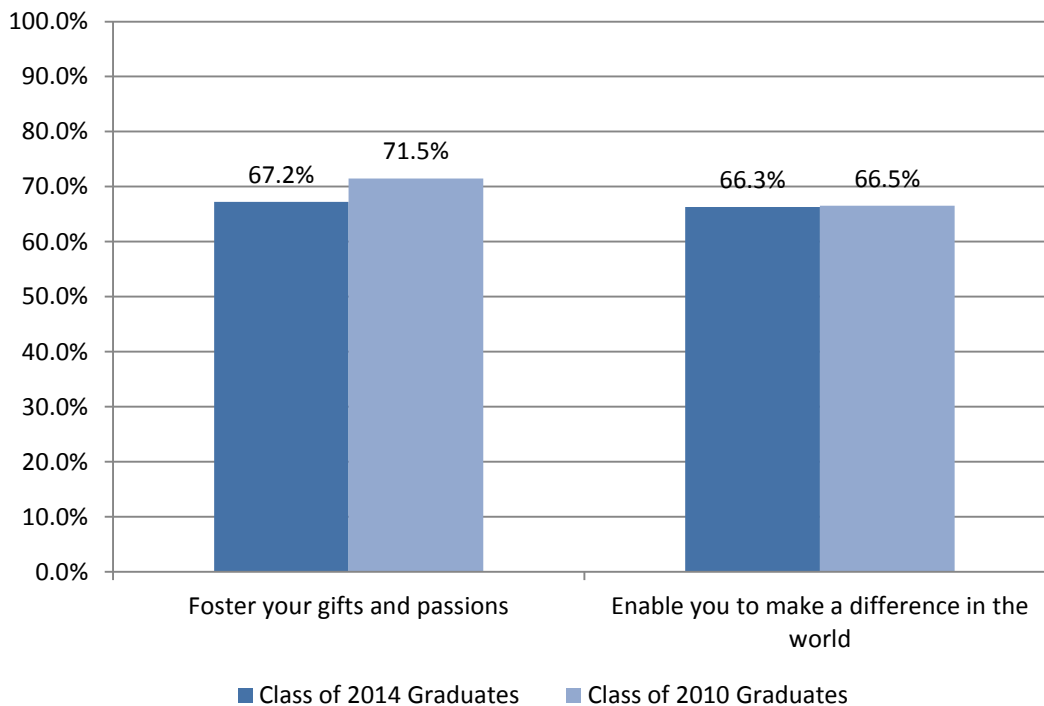
Educational and Professional Fulfillment

To what extent did your Saint Mary's education help you: (% Well or Very Well)



- *More than 75% of Class of 2014 graduates report that Saint Mary's helped them discover their gifts and passions, determine what their world needs from them and/or make a difference in the world. Similarly, more than two-thirds of the Class of 2010 reported the College helped them well in these areas.*

To what extent does your current job: (% Well or Very Well)



- *More than two-thirds of recent graduates report that their current job fosters their gifts and passions and/or enables them to make a difference in the world.*